

CD27 MAB (VARLILUMAB)

目录: 28027

产品名称: CD27 (Varlilumab) Monoclonal Antibody

基因符号: CD27;TNFRSF7;SI52;T14;Tp55

描述: CD27 (varlilumab) Monoclonal Antibody

背景: Research grade biosimilar. Not for use in therapeutic or diagnostic procedures for humans or animals.

经过测试的应用: ELISA; Flow Cyt

推荐稀释度: ELISA 1:5000-10000; Flow Cyt 1:100

种属反应性: Homo sapiens

亚型: IgG1

纯化: Purified from cell culture supernatant by affinity chromatography

种属反应性: Human CD27

成分: Lyophilized from sterile PBS, pH 7.4. 5% - 8% trehalose is added as protectants before lyophilization.

储存和运输: Store at -20°C to -80°C for 12 months in lyophilized form. After reconstitution, if not intended for use within a month, aliquot and store at -80°C (Avoid repeated freezing and thawing).

Human CD27, hFc Tagged protein ELISA

0.2 µg of CD27, hFc Tagged protein per well

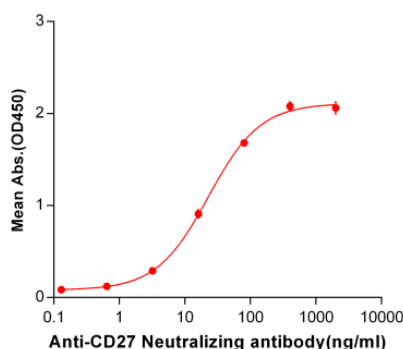


Figure 1. ELISA plate pre-coated by 2 µg/ml (100 µl/well) Human CD27, hFc tagged protein (11285) can bind CD27 Neutralizing antibody in a linear range of 3.2-80.0 ng/ml. In order to specifically detect 28027, mouse human Fab-specific antibody was used as detection antibody.

Anti-CD27 (varlilumab biosimilar) mAb ELISA

0.2 µg of CD27, mFc-His Tagged protein per well

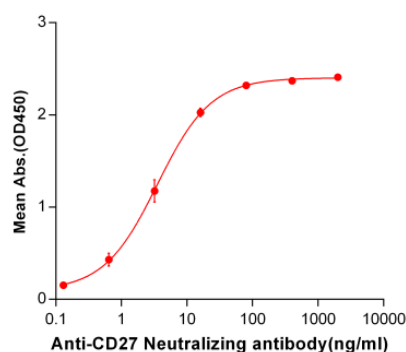


Figure 2. ELISA plate pre-coated by 2 µg/ml (100 µl/well) Human CD27, mFc-His tagged protein 11141 can bind CD27 Neutralizing antibody in a linear range of 0.64-16.0 ng/ml.

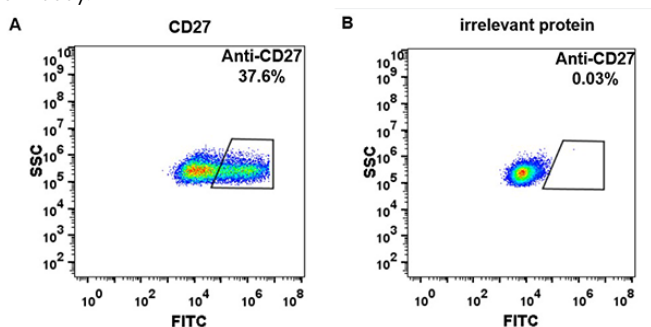


Figure 3. HEK293 cell line transfected with irrelevant protein (B) and human CD27 protein (A) were surface stained with CD27 neutralizing antibody 1 µg/ml (varlilumab) followed by Alexa 488-conjugated human IgG secondary antibody.