

RAS(G13D)

产品名称: Ras(G13D) 小鼠单抗

货号: 26038

基因符号: Ras(G13D)

描述: Ras(G13D) 小鼠单抗

背景: Ras(G13D) is one type of Ras missense mutations at the codon 13. Ras protein is a membrane-associated GTPase that regulates cell proliferation, differentiation, and survival. Ras G13D mutation results in decreased GTPase activity and constitutive signaling. This mutation is found in many types of human cancers.

免疫原: A synthetic peptide from the internal region of Ras which includes the mutation of G13D, human origin.

经过测试的应用: ELISA, WB, IF, IHC

推荐稀释比: ELISA: 1:100-1:3000WB: 1:200-1:1000IF: 1:50-1:100IHC: 1:50-1:100

Concentration: 1 mg/ml

种属反应性: Mouse

形式: Liquid

克隆性: Monoclonal

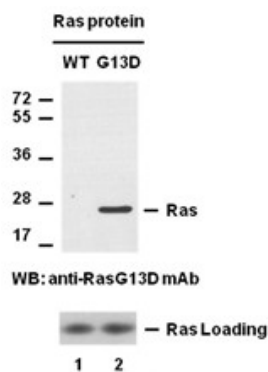
亚型: IgG2b

纯化: Purified from ascites

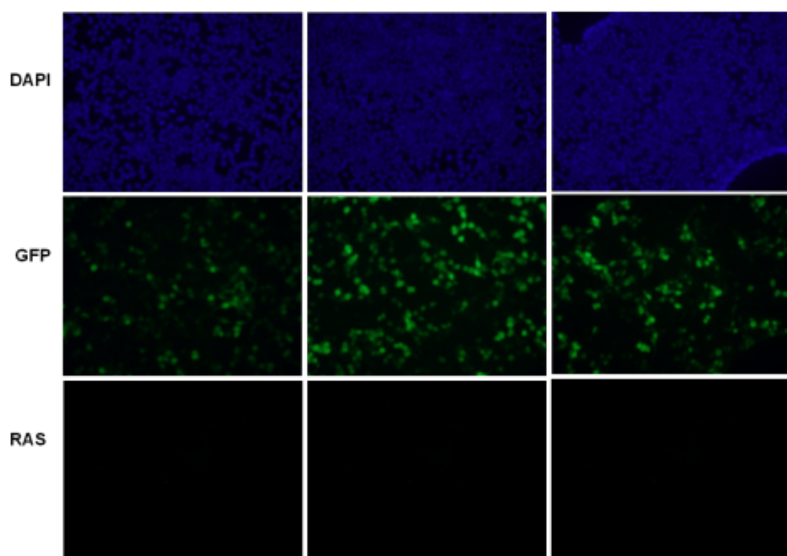
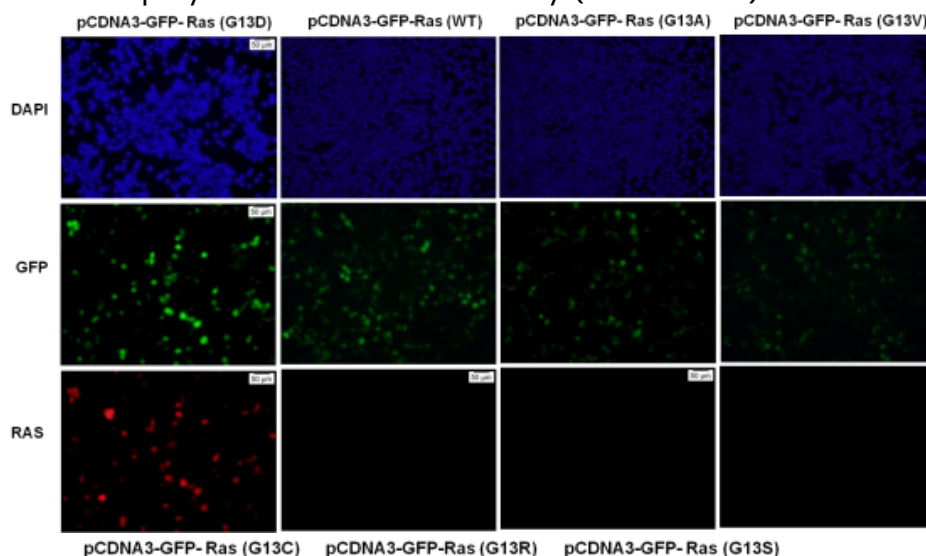
成分: PBS (without Mg^{2+} and Ca^{2+}), pH 7.4, 150 mM NaCl and 50% glycerol

种属反应性: Ras(G13D) monoclonal antibody recognizes RasG13D proteins of vertebrates.

储存条件: Store at $-20^{\circ}C$. Avoid repeated freezing and thawing



蛋白质印迹: Western blot analysis of recombinant Ras WT and G13D proteins with anti-Ras(G13D) monoclonal antibody. Equal amounts of purified Ras WT (lane 1, Cat # 10172) and G13D (lane 2, Cat # 10155) proteins were loaded and blotted with anti-Ras(G13D) 小鼠单抗 (Cat # 26038) (top panel). Input control (bottom panel) was blotted with rabbit polyclonal anti-Ras antibody (Cat # 21021). **Immunofluorescence:**



Immunofluorescence of cells expressing RAS proteins with Anti-Ras(G13D) antibody. HEK293T cells were transfected with pCDNA3-GFP-Ras(G13D) plasmid, pCDNA3-GFP-Ras(WT) plasmid, pCDNA3-GFP-Ras(G13A) plasmid, pCDNA3-GFP-Ras(G13V) plasmid, pCDNA3-GFP-Ras(G13C) plasmid, pCDNA3-GFP-Ras(G12R) plasmid or pCDNA3-GFP-Ras(G13S) plasmid, then fixed and stained with anti-Ras(G13D) monoclonal antibody (货号: 26038).



Product Description

Pioneering GTPase and Oncogene Product Development since 2010
