

## HUMAN TIGIT PROTEIN, HFC TAG

**Cat.#:** 11225

**Product Name:** Human TIGIT Protein

**Size:** 10 µg, 50 µg and 100 µg

**Synonyms:** TIGIT;SIG9;STM3

**Target:** TIGIT

**UNIPROT ID:** Q495A1

**Description:** Recombinant human TIGIT Protein with C-terminal human Fc tag

**Background:** This gene encodes a member of the PVR (poliovirus receptor) family of immunoglobulin proteins. The product of this gene is expressed on several classes of T cells including follicular B helper T cells (TFH). The protein has been shown to bind PVR with high affinity, this binding is thought to assist interactions between TFH and dendritic cells to regulate T cell dependent B cell responses.

**Species/Host:** HEK293

**Molecular Weight:** The protein has a predicted molecular mass of 39.13 kDa after removal of the signal peptide. The apparent molecular mass of TIGIT-hFc is approximately 40-53 kDa due to glycosylation.

**Molecular Characterization:** TIGIT(Met22-Pro141) hFc(Glu99-Ala330)

**Purity:** The purity of the protein is greater than 95% as determined by SDS-PAGE and Coomassie blue staining.

**Formulation & Reconstitution:** Lyophilized from nanodisc solubilization buffer (20 mM Tris-HCl, 150 mM NaCl, pH 8.0). Normally 5% – 8% trehalose is added as protectants before lyophilization.

**Storage & Shipping:** Store at -20°C to -80°C for 12 months in lyophilized form. After reconstitution, if not intended for use within a month, aliquot and store at -80°C (Avoid repeated freezing and thawing). Lyophilized proteins are shipped at ambient temperature.

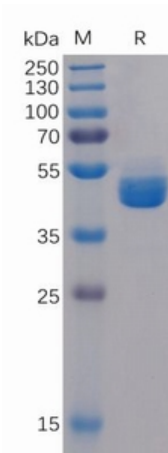


Figure 1. Human TIGIT Protein, hFc Tag on SDS-PAGE under reducing condition.

## Human TIGIT, hFc Tagged protein ELISA

0.2  $\mu$ g of TIGIT, hFc Tagged protein per well

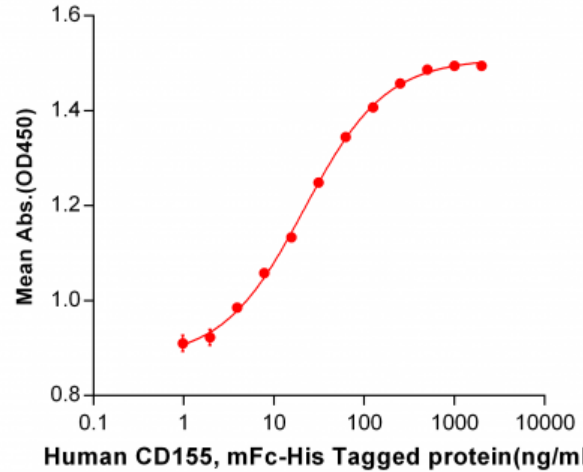


Figure 2. ELISA plate pre-coated by 2  $\mu$ g/ml (100  $\mu$ l/well) Human CD155, mFc-His tagged protein 11155 can bind Human TIGIT, hFc tagged protein (11225) in a linear range of 1.95-125 ng/ml.

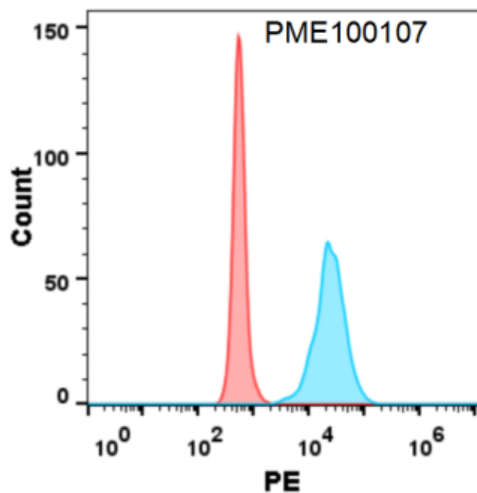


Figure 3. Flow cytometry analysis with 1 $\mu$ g/ml Human TIGIT Protein, hFc tag (11225) on Expi293 cells transfected with human CD112 (Blue histogram) or Expi293 transfected with irrelevant protein (Red histogram).