

## HUMAN OX40L PROTEIN, MFC-HIS TAG

目录: 11149

产品名称: Human OX40L Protein

规格: 10 µg, 50 µg and 100 µg

基因符号: OX40L;TNFSF4;CD252;Glycoprotein Gp34;TXGP1;CD134 ligand;CD134L

**Target:** OX40 Ligand

**UNIPROT ID:** P23510

**描述:** Recombinant human OX40L protein with N-terminal mouse Fc and C-6xHis tag

**背景:** This gene encodes a cytokine of the tumor necrosis factor (TNF) ligand family. The encoded protein functions in T cell antigen-presenting cell (APC) interactions and mediates adhesion of activated T cells to endothelial cells. Polymorphisms in this gene have been associated with Sjogren's syndrome and systemic lupus erythematosus. Alternative splicing results in multiple transcript variants.

**Species/Host:** HEK293

**Molecular Weight:** The protein has a predicted molecular mass of 44.0 kDa after removal of the signal peptide.

**Molecular Characterization:** mFc(Pro99-Lys330) OX40 Ligand(Gln51-Leu183) 6×His

**纯化:** The purity of the protein is greater than 95% as determined by SDS-PAGE and Coomassie blue staining.

**Formulation & Reconstitution:** Lyophilized from nanodisc solubilization buffer (20 mM Tris-HCl, 150 mM NaCl, pH 8.0). Normally 5% – 8% trehalose is added as protectants before lyophilization.

**储存和运输:** Store at -20°C to -80°C for 12 months in lyophilized form. After reconstitution, if not intended for use within a month, aliquot and store at -80°C (Avoid repeated freezing and thawing). Lyophilized proteins are shipped at ambient temperature.

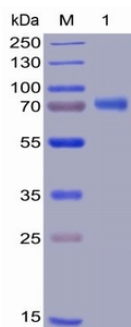


Figure 1. Human OX40 Ligand Protein, mFc-His Tag on SDS-PAGE under reducing condition.

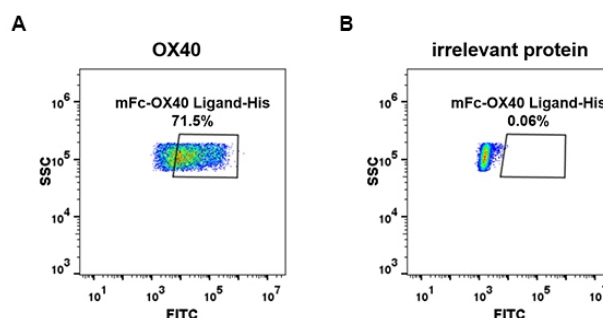


Figure 2. HEK293 cell line transfected with irrelevant protein (B) and human OX40 (A) were surface stained with Human OX40 Ligand, mFc-His tagged protein (11149) 10 µg/ml followed by Alexa 488-conjugated mouse IgG secondary antibody.

### Human OX40-L, mFc-His tagged protein ELISA

0.1 µg of Human OX40-L, mFc-His tagged protein per well

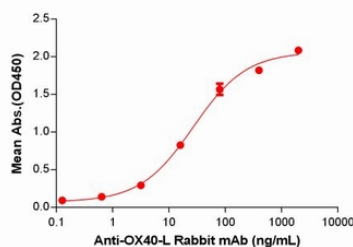


Figure 3. ELISA plate pre-coated by 1 µg/ml (100 µl/well) Human OX40-L Protein, mFc-His Tag (11149) can bind OX40-L Rabbit mAb in a linear range of 3.2-80 ng/mL.