

HUMAN CD24 FULL LENGTH PROTEIN

Cat.#: 12237

Product Name: Human CD24 Full Length Protein

Size: 10 µg, 50 µg and 100 µg

Synonyms: CD24

Target: CD24

UNIPROT ID: P25063

Description: Human CD24 full length protein on exosome

Background: A sialoglycoprotein that is expressed on mature granulocytes and B cells and modulates growth and differentiation signals to these cells. The precursor protein is cleaved to a short 32 amino acid mature peptide which is anchored via a glycosyl phosphatidylinositol (GPI) link to the cell surface. This gene was missing from previous genome assemblies, but is properly located on chromosome 6. Non-transcribed pseudogenes have been designated on chromosomes 1, 15, 20, and Y. Alternative splicing results in multiple transcript variants.

Species/Host: HEK293

Molecular Weight: The human CD24 Protein has a MW of 8.1 kDa

Formulation & Reconstitution: Lyophilized from nanodisc solubilization buffer (20 mM Tris-HCl, 150 mM NaCl, pH 8.0). Normally 5% – 8% trehalose is added as protectants before lyophilization.

Storage & Shipping: Store at -20°C to -80°C for 12 months in lyophilized form. After reconstitution, if not intended for use within a month, aliquot and store at -80°C (Avoid repeated freezing and thawing). Lyophilized proteins are shipped at ambient temperature.

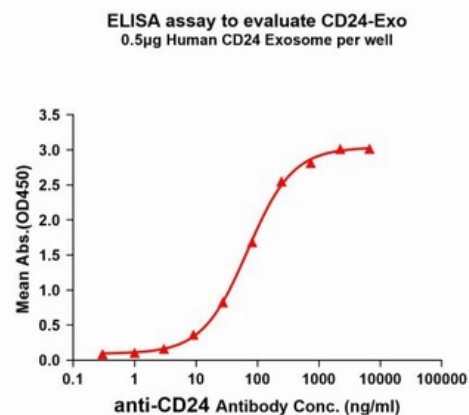


Figure 1. ELISA plates were pre-coated with 0.5 µg/per well purified human CD24 exosome. Serial diluted Anti-CD24 monoclonal antibody solutions were added, washed, and incubated with secondary antibody before ELISA reading. From above data, the EC50 is 69.61ng/ml.

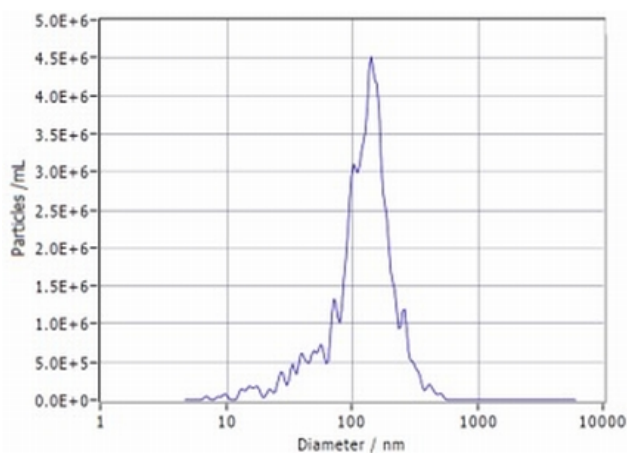


Figure 2. Nanoparticle Tracking Analysis of CD24 exosomes

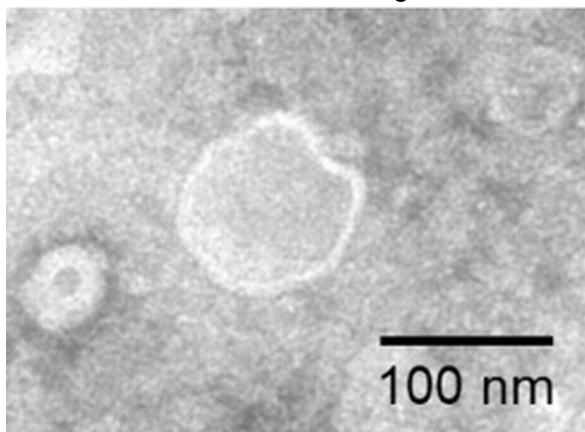


Figure 3. TEM image of CD24 exosomes