

GITR LIGAND (DM52) RABBIT MAB

目录: 28349

产品名称: GITR Ligand(DM52) Rabbit Monoclonal Antibody

基因符号: TNFSF18; AITRL; TL6; hGITRL; GITR Ligand

描述: GITR Ligand antibody(DM52) Rabbit Monoclonal Antibody

背景: The protein encoded by this gene is a cytokine that belongs to the tumor necrosis factor (TNF) ligand family. This cytokine is a ligand for receptor TNFRSF18:AITR:GITR. It has been shown to modulate T lymphocyte survival in peripheral tissues. This cytokine is also found to be expressed in endothelial cells; and is thought to be important for interaction between T lymphocytes and endothelial cells.

经过测试的应用: ELISA; Flow Cyt

推荐稀释度: ELISA 1:5000-10000; Flow Cyt 1:100

种属反应性: Rabbit

亚型: Rabbit IgG

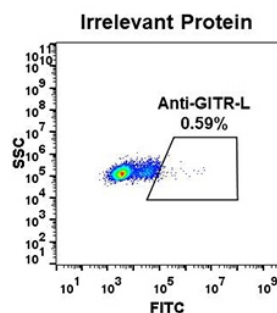
纯化: Purified from cell culture supernatant by affinity chromatography

种属反应性: Human GITR Ligand

成分: Lyophilized from sterile PBS, pH 7.4. 5 % - 8 % trehalose is added as protectants before lyophilization.

储存和运输: Store at -20°C to -80°C for 12 months in lyophilized form. After reconstitution, if not intended for use within a month, aliquot and store at -80°C (Avoid repeated freezing and thawing).

A



B

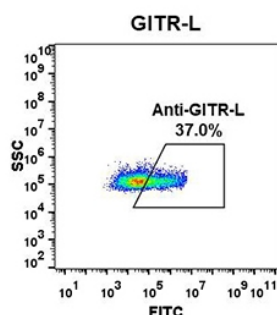


Figure 1. Expi 293 cell line transfected with irrelevant protein (A) and human GITR-L (B) were surface stained with Rabbit GITR-L monoclonal antibody 15µg/ml (clone: DM52) followed by Alexa 488-conjugated rabbit IgG secondary antibody.

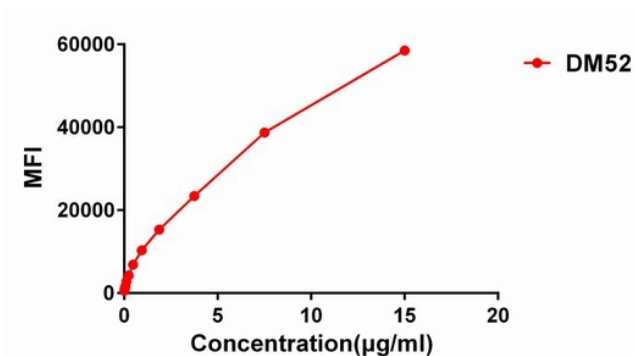


Figure 2. Flow cytometry data of serially titrated Rabbit GITR-L monoclonal antibody (clone: DM52) on H929 cells. The Y-axis represents the mean fluorescence intensity (MFI) while the X-axis represents the concentration of IgG used.