

HUMAN CCR8 FULL LENGTH PROTEIN

Cat.#: 11019

Product Name: Human CCR8 Full Length Protein

Size: 10 µg, 50 µg and 100 µg

Synonyms: CC-CKR-8;CCR-8;CDw198;CKRL1;CMKBR8;CMKBRL2;CY6;GPCRY6;TER1

Target: CCR8

UNIPROT ID: P51685

Description: Human CCR8 full length protein-synthetic nanodisc

Background: A member of the beta chemokine receptor family, which is predicted to be a seven transmembrane protein similar to G protein-coupled receptors. Chemokines and their receptors are important for the migration of various cell types into the inflammatory sites. This receptor protein preferentially expresses in the thymus. I-309, thymus activation-regulated cytokine (TARC) and macrophage inflammatory protein-1 beta (MIP-1 beta) have been identified as ligands of this receptor. Studies of this receptor and its ligands suggested its role in regulation of monocyte chemotaxis and thymic cell apoptosis. More specifically, this receptor may contribute to the proper positioning of activated T cells within the antigenic challenge sites and specialized areas of lymphoid tissues. This gene is located at the chemokine receptor gene cluster region.

Species/Host: HEK293

Molecular Weight: The human full length CCR8 Protein has a MW of 40.7 kDa

Formulation & Reconstitution: Lyophilized from nanodisc solubilization buffer (20 mM Tris-HCl, 150 mM NaCl, pH 8.0). Normally 5% – 8% trehalose is added as protectants before lyophilization.

Storage & Shipping: Store at -20°C to -80°C for 12 months in lyophilized form. After reconstitution, if not intended for use within a month, aliquot and store at -80°C (Avoid repeated freezing and thawing). Lyophilized proteins are shipped at ambient temperature.

ELISA assay to evaluate CCR8-Nanodisc
0.2µg Human CCR8-Nanodisc per well

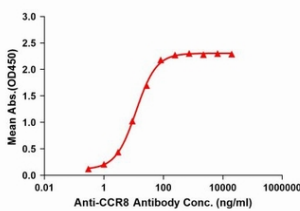


Figure1. Elisa plates were pre-coated with Flag Tag CCR8-Nanodisc (0.2 µg/per well). Serial diluted anti-CCR8 monoclonal antibody (28113) solutions were added, washed, and incubated with secondary antibody before Elisa reading. From above data, the EC50 for anti-CCR8 monoclonal antibody binding with CCR8-Nanodisc is 12.07ng/ml.

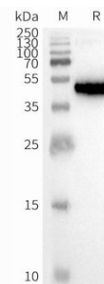


Figure2. WB analysis of Human CCR8-Nanodisc with anti-CCR8 monoclonal antibody (28113) at 1µg/ml, followed by Goat Anti-Human IgG HRP at 1/5000 dilution

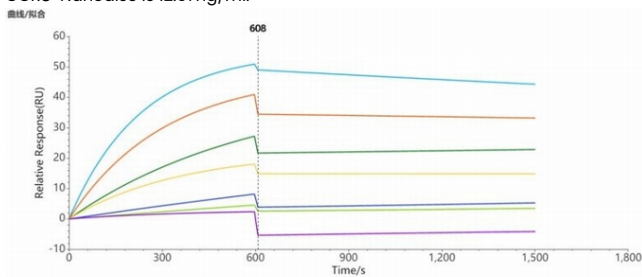


Figure3. Human CCR8-Nanodisc can bind Anti-CCR8 antibody (28113) with an affinity constant of 1.408 nM as determined in a SPR assay.