

ZYX RABBIT PAB

Cat.#: S218262

Product Name: Anti-ZYX Rabbit Polyclonal Antibody

Synonyms: ESP-2; HED-2

UNIPROT ID: Q15942 (Gene Accession - BC008743)

Background: Focal adhesions are actin-rich structures that enable cells to adhere to the extracellular matrix and at which protein complexes involved in signal transduction assemble. Zyxin is a zinc-binding phosphoprotein that concentrates at focal adhesions and along the actin cytoskeleton. Zyxin has an N-terminal proline-rich domain and three LIM domains in its C-terminal half. The proline-rich domain may interact with SH3 domains of proteins involved in signal transduction pathways while the LIM domains are likely involved in protein-protein binding. Zyxin may function as a messenger in the signal transduction pathway that mediates adhesion-stimulated changes in gene expression and may modulate the cytoskeletal organization of actin bundles. Alternative splicing results in multiple transcript variants that encode the same isoform.

Immunogen: Fusion protein of human ZYX

Applications: ELISA, WB, IHC

Recommended Dilutions: IHC: 25-100;WB: 200-1000;ELISA: 5000-10000

Host Species: Rabbit

Clonality: Rabbit Polyclonal

Isotype: Immunogen-specific rabbit IgG

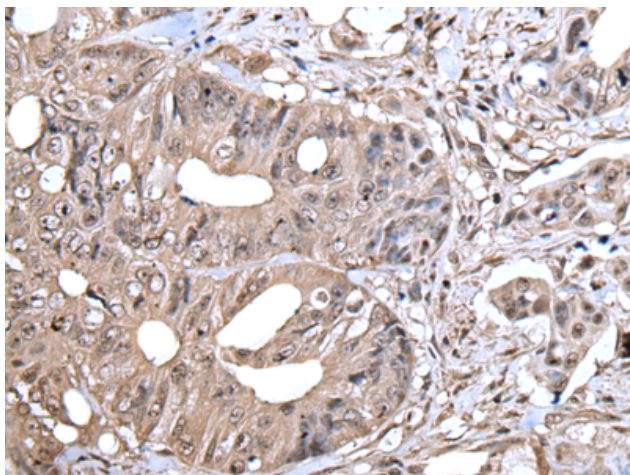
Purification: Antigen affinity purification

Species Reactivity: Human, Mouse

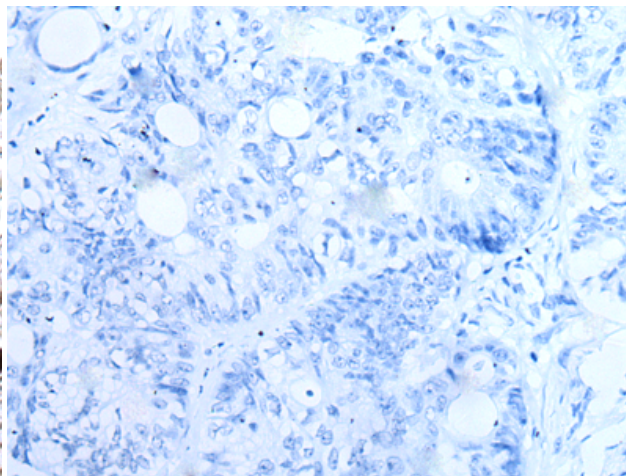
Constituents: PBS (without Mg²⁺ and Ca²⁺), pH 7.4, 150 mM NaCl, 0.05% Sodium Azide and 40% glycerol

Research Areas: Signal Transduction, Epigenetics and Nuclear Signaling, Neuroscience

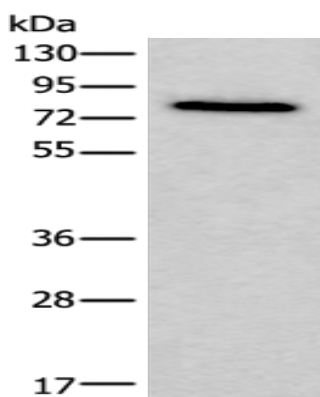
Storage & Shipping: Store at -20°C. Avoid repeated freezing and thawing



Immunohistochemistry analysis of paraffin embedded Human colorectal cancer tissue using 218262(ZYX Antibody) at a dilution of 1/30(Cytoplasm and Nucleus).



In comparison with the IHC on the left, the same paraffin-embedded Human colorectal cancer tissue is first treated with the fusion protein and then with 218262(Anti-ZYX Antibody) at dilution 1/30.



Gel: 6%SDS-PAGE, Lysate: 40 μ g;
Lane: 293T cell lysate;
Primary antibody: 218262(ZYX Antibody) at dilution 1/250;
Secondary antibody: Goat anti rabbit IgG at 1/8000 dilution;
Exposure time: 10 seconds