

ZNF410 RABBIT PAB

Cat.#: S211993

Product Name: Anti-ZNF410 Rabbit Polyclonal Antibody

Synonyms: APA1; APA-1

UNIPROT ID: Q86VK4 (Gene Accession - BC050683)

Background: ZNF410 is the transcription factor that activates transcription of matrix-remodeling genes such as MMP1 during fibroblast senescence.

Immunogen: Fusion protein of human ZNF410

Applications: ELISA, IHC

Recommended Dilutions: IHC: 30-150; ELISA: 5000-10000

Host Species: Rabbit

Clonality: Rabbit Polyclonal

Isotype: Immunogen-specific rabbit IgG

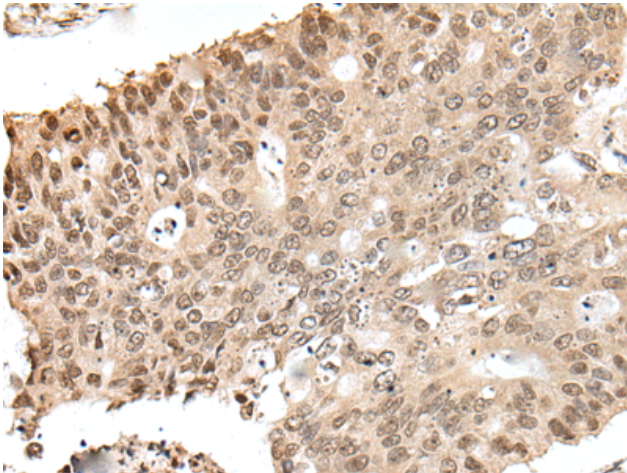
Purification: Antigen affinity purification

Species Reactivity: Human

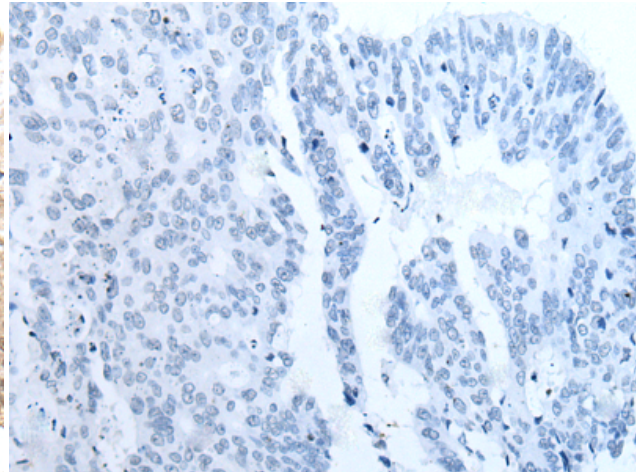
Constituents: PBS (without Mg²⁺ and Ca²⁺), pH 7.4, 150 mM NaCl, 0.05% Sodium Azide and 40% glycerol

Research Areas: Epigenetics and Nuclear Signaling

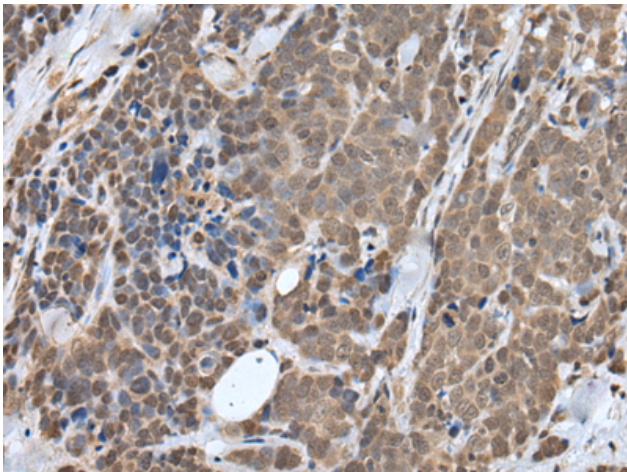
Storage & Shipping: Store at -20°C. Avoid repeated freezing and thawing



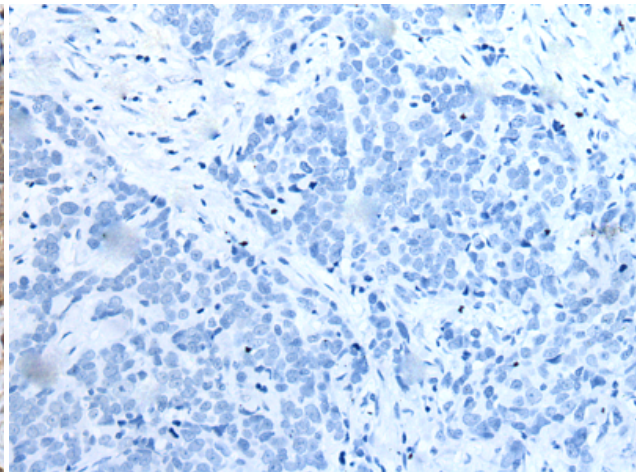
Immunohistochemistry analysis of paraffin embedded Human colorectal cancer tissue using 211993(ZNF410 Antibody) at a dilution of 1/40(Cytoplasm and Nucleus).



In comparison with the IHC on the left, the same paraffin-embedded Human colorectal cancer tissue is first treated with the fusion protein and then with 211993(Anti-ZNF410 Antibody) at dilution 1/40.



The image on the left is immunohistochemistry of paraffin-embedded Human thyroid cancer tissue using 211993(Anti-ZNF410 Antibody) at a dilution of 1/40.



In comparison with the IHC on the left, the same paraffin-embedded Human thyroid cancer tissue is first treated with fusion protein and then with D124031(Anti-ZNF410 Antibody) at dilution 1/40.