

## ZNF34 RABBIT PAB

**Cat.#:** S218246

**Product Name:** Anti-ZNF34 Rabbit Polyclonal Antibody

**Synonyms:** KOX32

**UNIPROT ID:** Q8IZ26 (Gene Accession - BC004480 )

**Background:** May be involved in transcriptional regulation.

**Immunogen:** Fusion protein of human ZNF34

**Applications:** ELISA, IHC

**Recommended Dilutions:** IHC: 30-150; ELISA: 5000-10000

**Host Species:** Rabbit

**Clonality:** Rabbit Polyclonal

**Isotype:** Immunogen-specific rabbit IgG

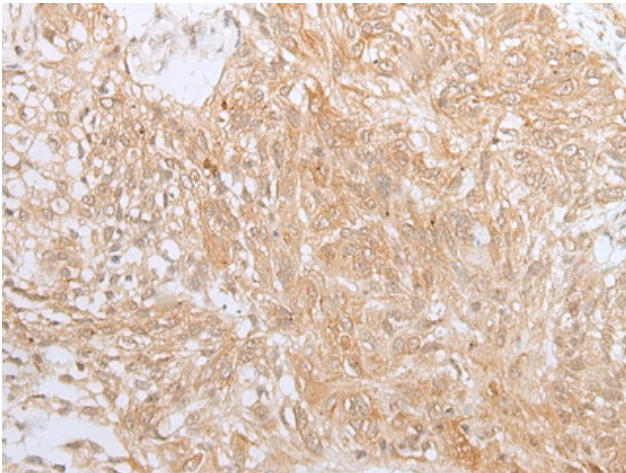
**Purification:** Antigen affinity purification

**Species Reactivity:** Human

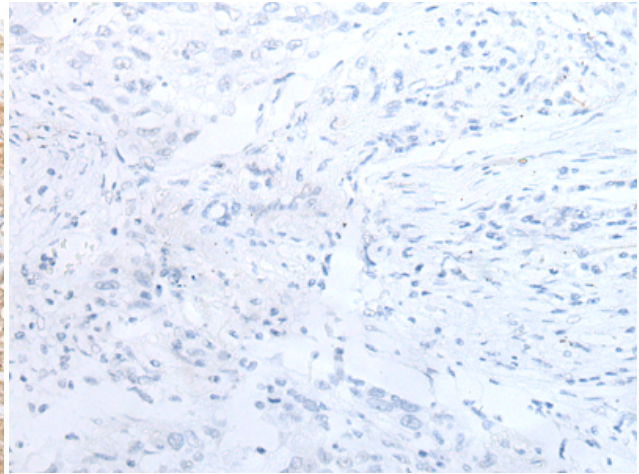
**Constituents:** PBS (without Mg<sup>2+</sup> and Ca<sup>2+</sup>), pH 7.4, 150 mM NaCl, 0.05% Sodium Azide and 40% glycerol

**Research Areas:** Epigenetics and Nuclear Signaling

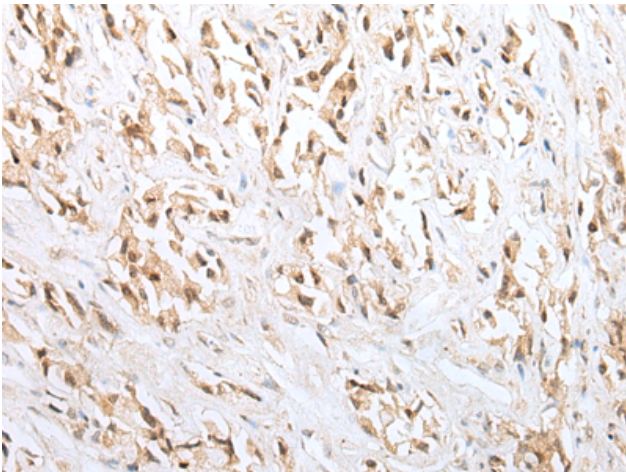
**Storage & Shipping:** Store at -20°C. Avoid repeated freezing and thawing



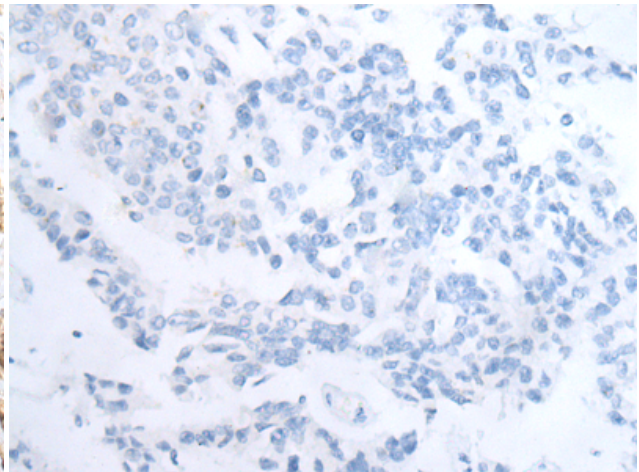
Immunohistochemistry analysis of paraffin embedded Human lung cancer tissue using 218246(ZNF34 Antibody) at a dilution of 1/40(Cytoplasm and Nucleus).



In comparison with the IHC on the left, the same paraffin-embedded Human lung cancer tissue is first treated with the fusion protein and then with 218246(Anti-ZNF34 Antibody) at dilution 1/40.



The image on the left is immunohistochemistry of paraffin-embedded Human prostate cancer tissue using 218246(Anti-ZNF34 Antibody) at a dilution of 1/40.



In comparison with the IHC on the left, the same paraffin-embedded Human prostate cancer tissue is first treated with fusion protein and then with D224022(Anti-ZNF34 Antibody) at dilution 1/40.