

ZNF307 RABBIT PAB

Cat.#: N225032

Product Name: Anti-ZNF307 Rabbit pAb

Synonyms: ZKSCAN4; ZNF307; ZNF427; Zinc finger protein with KRAB and SCAN domains 4; P373c6.1; Zinc finger protein 307; Zinc finger protein 427

UNIPROT ID: Q969J2

Background: May be involved in the transcriptional activation of MDM2 and EP300 genes.

Immunogen: Synthesized peptide derived from the Internal region of human ZKSCAN4.

Applications: WB,IHC-P,ELISA

Recommended Dilutions: WB: 1/500-1/1000 IHC: 1/50-1/100 ELISA: 1/10000

Host Species: Rabbit

Clonality: Rabbit Polyclonal

Clone ID: -

MW: Calculated MW: 62 kDa; Observed MW: 62 kDa

Isotype: IgG

Purification: Affinity Purified

Species Reactivity: Human

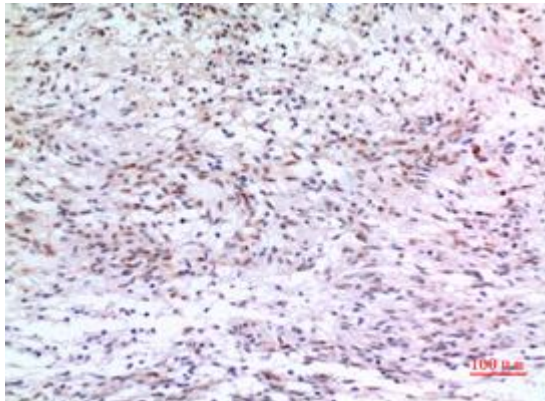
Conjugation: Unconjugated

Modification: Unmodified

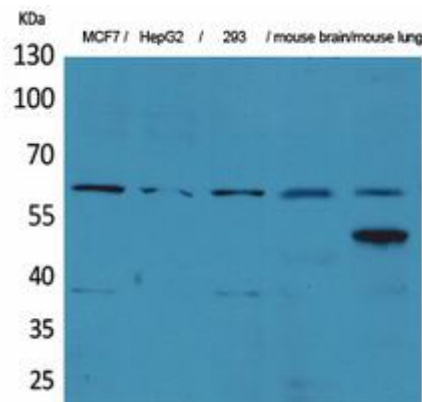
Constituents: PBS (without Mg²⁺ and Ca²⁺), pH 7.3 containing 50% glycerol, 0.5% BSA and 0.02% sodium azide

Research Areas: Epigenetics and Nuclear Signaling

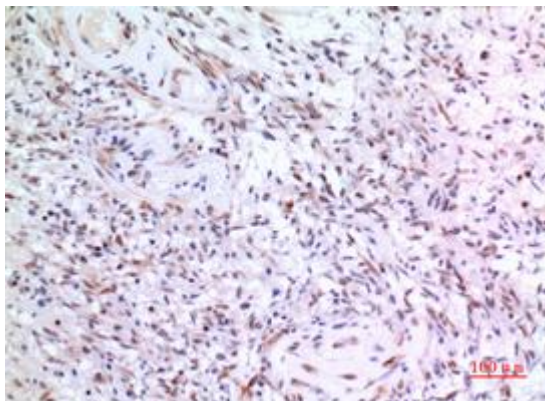
Storage & Shipping: Store at -20°C. Avoid repeated freezing and thawing



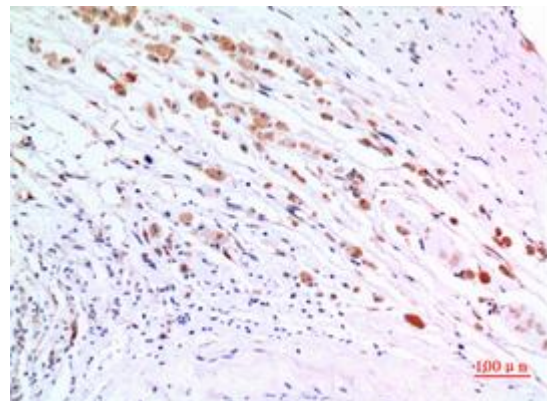
Immunohistochemistry analysis of paraffin-embedded Human brain using ZNF307 antibody. High-pressure and temperature Sodium Citrate pH 6.0 was used for antigen retrieval.



Western blot analysis of ZNF307 in MCF-7, HepG2, 293, mouse brain, mouse lung lysates using ZNF307 antibody.



Immunohistochemistry analysis of paraffin-embedded Human brain using ZNF307 antibody. High-pressure and temperature Sodium Citrate pH 6.0 was used for antigen retrieval.



Immunohistochemistry analysis of paraffin-embedded Human brain using ZNF307 antibody. High-pressure and temperature Sodium Citrate pH 6.0 was used for antigen retrieval.