

## ZNF24 RABBIT PAB

**Cat.#:** S218237

**Product Name:** Anti-ZNF24 Rabbit Polyclonal Antibody

**Synonyms:** KOX17; RSG-A; ZNF191; ZSCAN3; Zfp191

**UNIPROT ID:** P17028 (Gene Accession - BC003566 )

**Background:** Transcription factor required for myelination of differentiated oligodendrocytes. Required for the conversion of oligodendrocytes from the premyelinating to the myelinating state. In the developing central nervous system (CNS), involved in the maintenance in the progenitor stage by promoting the cell cycle. Specifically binds to the 5'-TCAT-3' DNA sequence.

**Immunogen:** Fusion protein of human ZNF24

**Applications:** ELISA, WB, IHC

**Recommended Dilutions:** IHC: 50-200;WB: 500-2000;ELISA: 5000-10000

**Host Species:** Rabbit

**Clonality:** Rabbit Polyclonal

**Isotype:** Immunogen-specific rabbit IgG

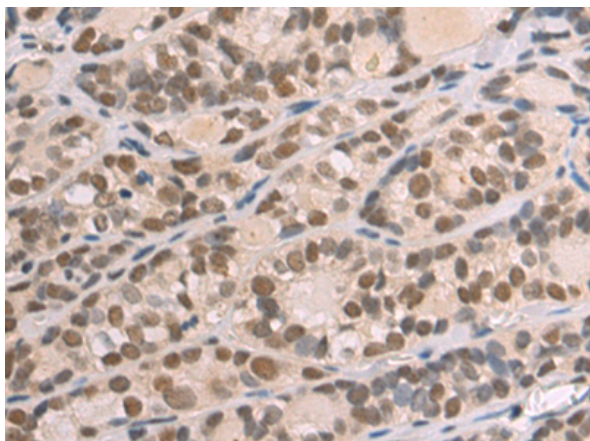
**Purification:** Antigen affinity purification

**Species Reactivity:** Human, Mouse, Rat

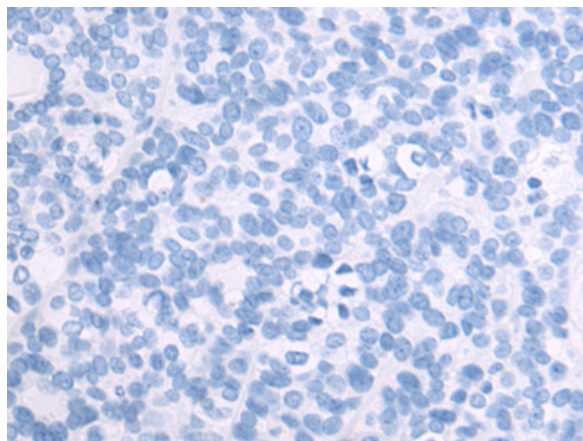
**Constituents:** PBS (without Mg<sup>2+</sup> and Ca<sup>2+</sup>), pH 7.4, 150 mM NaCl, 0.05% Sodium Azide and 40% glycerol

**Research Areas:** Epigenetics and Nuclear Signaling

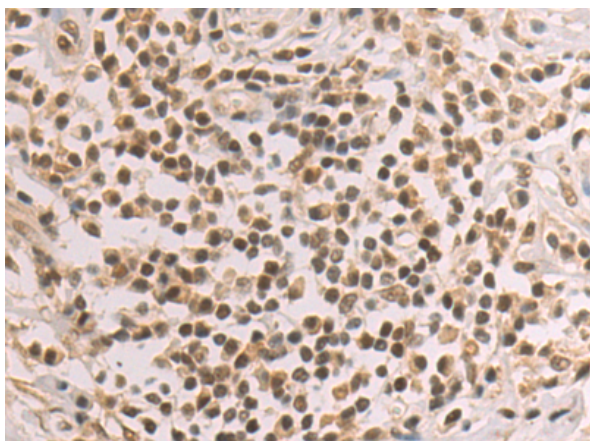
**Storage & Shipping:** Store at -20°C. Avoid repeated freezing and thawing



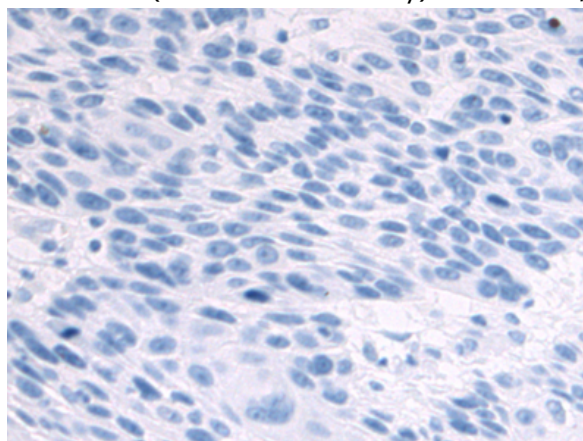
Immunohistochemistry analysis of paraffin embedded Human thyroid cancer tissue using 218237(ZNF24 Antibody) at a dilution of 1/55(Nucleus).



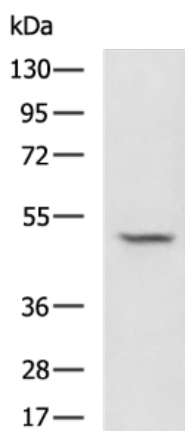
In comparison with the IHC on the left, the same paraffin-embedded Human thyroid cancer tissue is first treated with the fusion protein and then with 218237(Anti-ZNF24 Antibody) at dilution 1/55.



The image on the left is immunohistochemistry of paraffin-embedded Human esophagus cancer tissue using 218237(Anti-ZNF24 Antibody) at a dilution of 1/55.



In comparison with the IHC on the left, the same paraffin-embedded Human esophagus cancer tissue is first treated with fusion protein and then with D224009(Anti-ZNF24 Antibody) at dilution 1/55.



Gel: 8%SDS-PAGE, Lysate: 40 µg;  
Lane: HeLa cell lysate;  
Primary antibody: 218237(ZNF24 Antibody) at dilution 1/400;  
Secondary antibody: HRP-conjugated Goat anti rabbit IgG at 1/5000 dilution;  
Exposure time: 10 seconds



# Product Description

Pioneering GTPase and Oncogene Product Development since 2010

---