

YY1 RABBIT PAB

Cat.#: N225572

Product Name: Anti-YY1 Rabbit pAb

Synonyms: YY1; Delta transcription factor; INO80 complex subunit S; NF-E1; Yin and yang 1; YY-1

UNIPROT ID: P25490

Background: Its activity is regulated by transcription factors and cytoplasmic proteins that have been shown to abrogate or completely inhibit YY1-mediated activation or repression. For example, it acts as a repressor in absence of adenovirus E1A protein but as an activator in its presence. Acts synergistically with the SMAD1 and SMAD4 in bone morphogenetic protein (BMP)-mediated cardiac-specific gene expression.

Immunogen: A synthesized peptide derived from human YY1

Applications: WB,IHC-P,ICC/IF,IP

Recommended Dilutions: WB: 1/500-1/1000 IHC: 1/50-1/100 IF: 1/50-1/200 IP: 1/20

Host Species: Rabbit

Clonality: Rabbit Polyclonal

Clone ID: -

MW: Calculated MW: 45 kDa; Observed MW: 68 kDa

Isotype: IgG

Purification: Affinity Chromatography

Species Reactivity: Human,Mouse,Rat

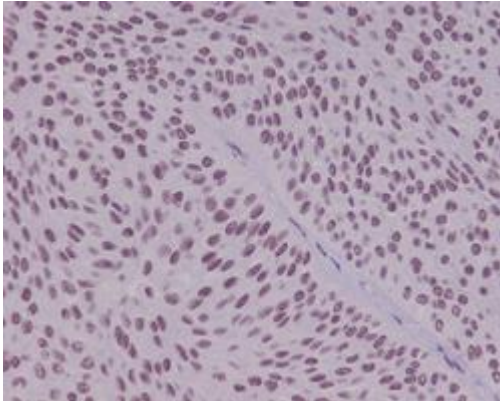
Conjugation: Unconjugated

Modification: Unmodified

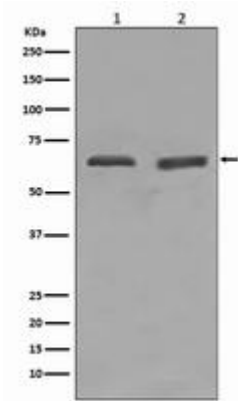
Constituents: PBS (without Mg²⁺ and Ca²⁺), pH 7.3 containing 50% glycerol, 0.5% BSA and 0.02% sodium azide

Research Areas: Epigenetics and Nuclear Signaling

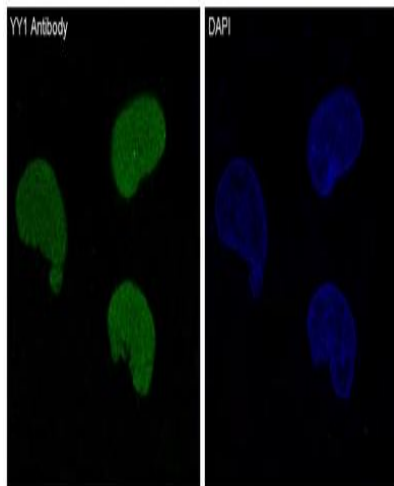
Storage & Shipping: Store at -20°C. Avoid repeated freezing and thawing



Immunohistochemistry analysis of paraffin-embedded Human bladder using YY1 antibody. High-pressure and temperature Sodium Citrate pH 6.0 was used for antigen retrieval.



Western blot analysis of YY1 in (1) HeLa lysates; (2) Daudi lysates using YY1 antibody.



Immunofluorescence analysis of YY1 in HeLa using YY1 antibody.