

WNT5A RABBIT PAB

Cat.#: S221558

Product Name: Anti-WNT5A Rabbit Polyclonal Antibody

Synonyms: hWNT5A

UNIPROT ID: P41221 (Gene Accession - NP_003383)

Background: The WNT gene family consists of structurally related genes which encode secreted signaling proteins. These proteins have been implicated in oncogenesis and in several developmental processes, including regulation of cell fate and patterning during embryogenesis. This gene encodes a member of the WNT family that signals through both the canonical and non-canonical WNT pathways. This protein is a ligand for the seven transmembrane receptor frizzled-5 and the tyrosine kinase orphan receptor 2. This protein plays an essential role in regulating developmental pathways during embryogenesis. This protein may also play a role in oncogenesis. Mutations in this gene are the cause of autosomal dominant Robinow syndrome. Alternate splicing results in multiple transcript variants.

Immunogen: Synthetic peptide of human WNT5A

Applications: ELISA, WB, IHC

Recommended Dilutions: IHC: Oct-50;WB: 500-2000;ELISA: 5000-10000

Host Species: Rabbit

Clonality: Rabbit Polyclonal

Isotype: Immunogen-specific rabbit IgG

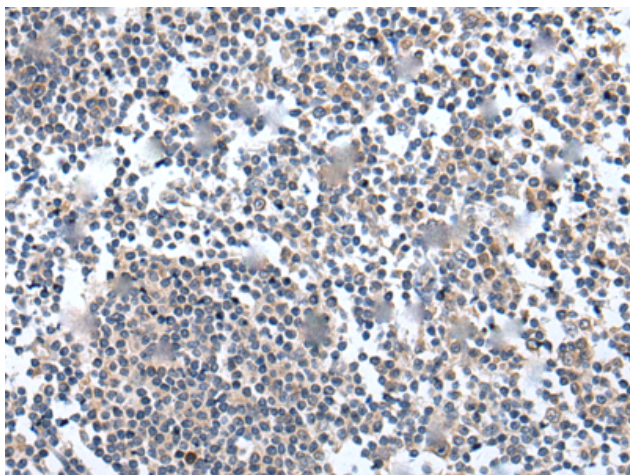
Purification: Antigen affinity purification

Species Reactivity: Human, Mouse, Rat

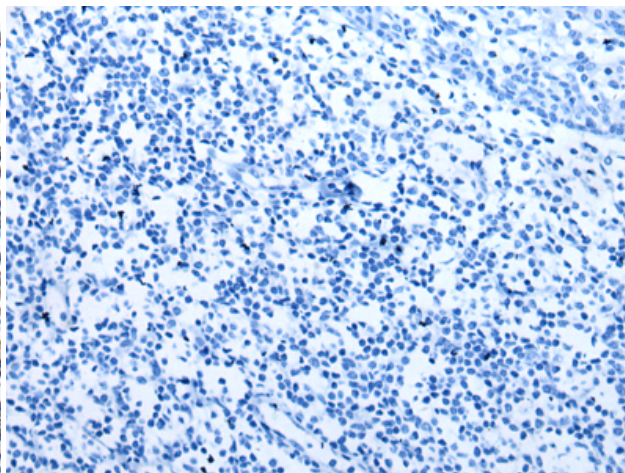
Constituents: PBS (without Mg²⁺ and Ca²⁺), pH 7.4, 150 mM NaCl, 0.05% Sodium Azide and 40% glycerol

Research Areas: Cancer, Neuroscience, Signal Transduction

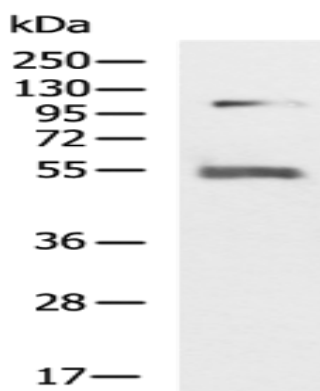
Storage & Shipping: Store at -20°C. Avoid repeated freezing and thawing



Immunohistochemistry analysis of paraffin embedded Human tonsil tissue using 221558(WNT5A Antibody) at a dilution of 1/25(Secreted).



In comparison with the IHC on the left, the same paraffin-embedded Human tonsil tissue is first treated with the synthetic peptide and then with 221558(Anti-WNT5A Antibody) at dilution 1/25.



Gel: 8%SDS-PAGE, Lysate: 40 µg;

Lane: PC-3 cell lysate;

Primary antibody: 221558(WNT5A Antibody) at dilution 1/250;

Secondary antibody: Goat anti rabbit IgG at 1/8000 dilution;

Exposure time: 2 minutes