

WNK2 RABBIT PAB

Cat.#: S221121

Product Name: Anti-WNK2 Rabbit Polyclonal Antibody

Synonyms: PRKWNK2; NY-CO-43; SDCCAG43; P/OKcl.13

UNIPROT ID: Q9Y3S1 (Gene Accession - NP_001269323)

Background: The protein encoded by this gene is a cytoplasmic serine-threonine kinase that belongs to the protein kinase superfamily. The protein plays an important role in the regulation of electrolyte homeostasis, cell signaling survival, and proliferation. Alternative splicing results in multiple transcript variants.

Immunogen: Synthetic peptide of human WNK2

Applications: ELISA, WB, IHC

Recommended Dilutions: IHC: 25-100;WB: 200-1000;ELISA: 1000-2000

Host Species: Rabbit

Clonality: Rabbit Polyclonal

Isotype: Immunogen-specific rabbit IgG

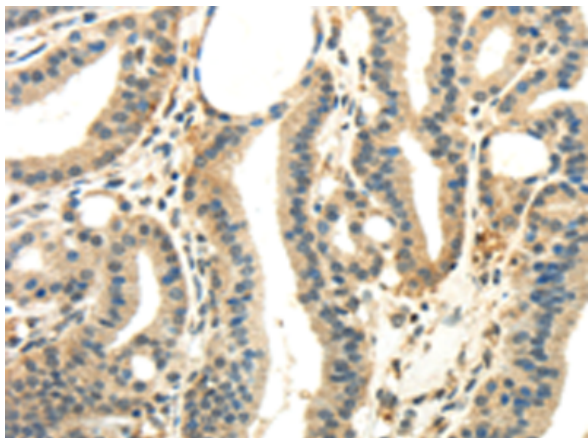
Purification: Antigen affinity purification

Species Reactivity: Human, Mouse

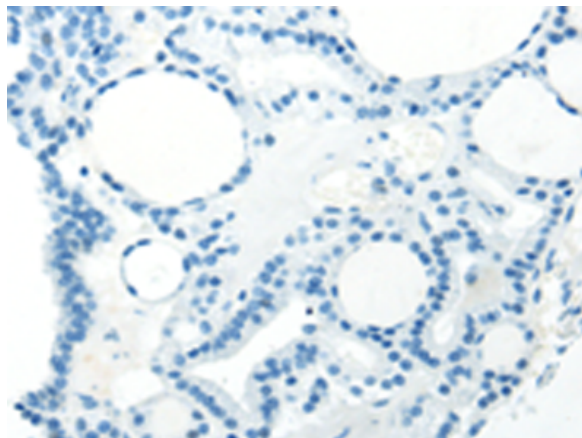
Constituents: PBS (without Mg²⁺ and Ca²⁺), pH 7.4, 150 mM NaCl, 0.05% Sodium Azide and 40% glycerol

Research Areas: Signal Transduction, Epigenetics and Nuclear Signaling

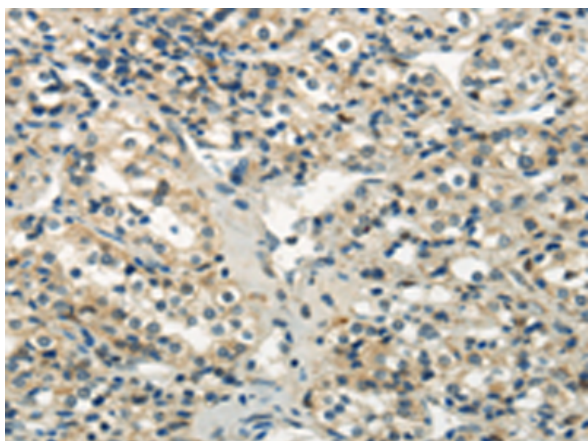
Storage & Shipping: Store at -20°C. Avoid repeated freezing and thawing



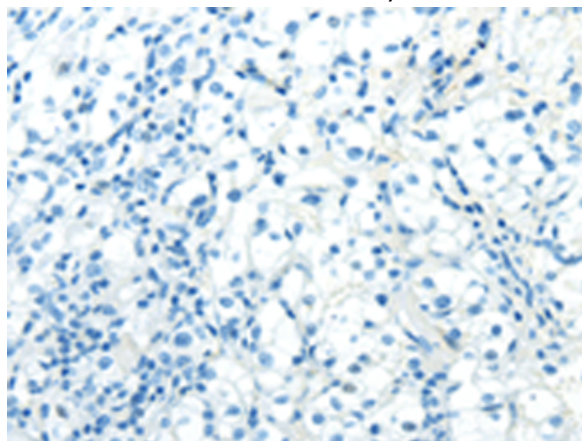
Immunohistochemistry analysis of paraffin embedded Human thyroid cancer tissue using 221121(WNK2 Antibody) at a dilution of 1/35(Cytoplasm).




In comparison with the IHC on the left, the same paraffin-embedded Human thyroid cancer tissue is first treated with the synthetic peptide and then with 221121(Anti-WNK2 Antibody) at dilution 1/35.



The image on the left is immunohistochemistry of paraffin-embedded Human prostate cancer tissue using 221121(Anti-WNK2 Antibody) at a dilution of 1/35.



In comparison with the IHC on the left, the same paraffin-embedded Human prostate cancer tissue is first treated with synthetic peptide and then with D262500(Anti-WNK2 Antibody) at dilution 1/35.



Gel: 6%SDS-PAGE, Lysate: 40 μ g;
Lane 1-2: A431 cells, MCF7 cells;
Primary antibody: 221121(WNK2 Antibody) at dilution 1/200;
Secondary antibody: Goat anti rabbit IgG at 1/8000 dilution;
Exposure time: 3 minutes



Product Description

Pioneering GTPase and Oncogene Product Development since 2010
