

VPS41 RABBIT PAB

Cat.#: S218011

Product Name: Anti-VPS41 Rabbit Polyclonal Antibody

Synonyms: HVPS41; HVSP41; hVps41p

UNIPROT ID: P49754 (Gene Accession - BC044851)

Background: Vesicle mediated protein sorting plays an important role in segregation of intracellular molecules into distinct organelles. Genetic studies in yeast have identified more than 40 vacuolar protein sorting (VPS) genes involved in vesicle transport to vacuoles. This gene encodes the human ortholog of yeast Vps41 protein which is also conserved in Drosophila, tomato, and Arabidopsis. Expression studies in yeast and human indicate that this protein may be involved in the formation and fusion of transport vesicles from the Golgi. Several transcript variants encoding different isoforms have been described for this gene, however, the full-length nature of not all is known.

Immunogen: Fusion protein of human VPS41

Applications: ELISA, IHC

Recommended Dilutions: IHC: 25-100; ELISA: 2000-5000

Host Species: Rabbit

Clonality: Rabbit Polyclonal

Isotype: Immunogen-specific rabbit IgG

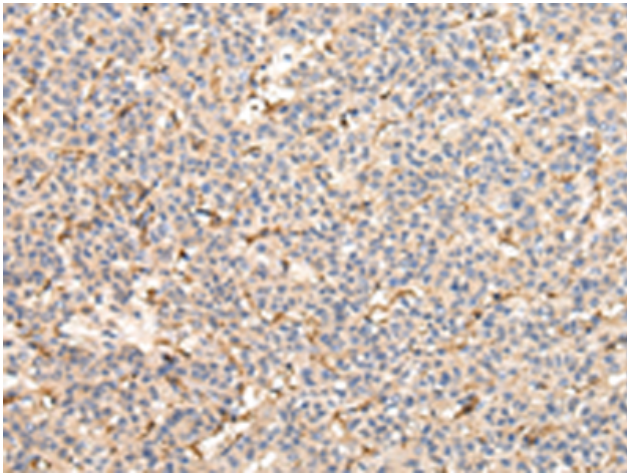
Purification: Antigen affinity purification

Species Reactivity: Human, Mouse

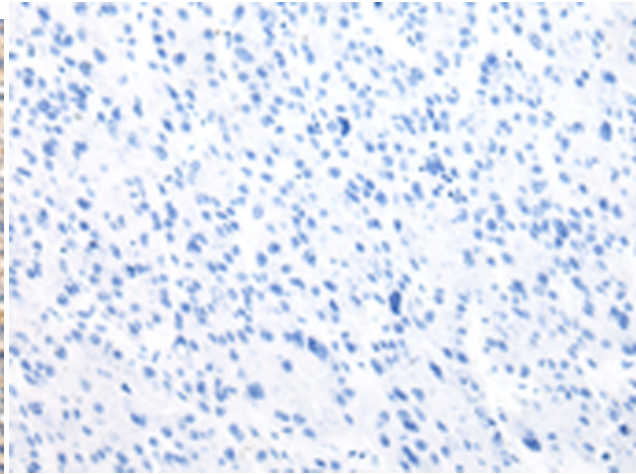
Constituents: PBS (without Mg²⁺ and Ca²⁺), pH 7.4, 150 mM NaCl, 0.05% Sodium Azide and 40% glycerol

Research Areas: Signal Transduction

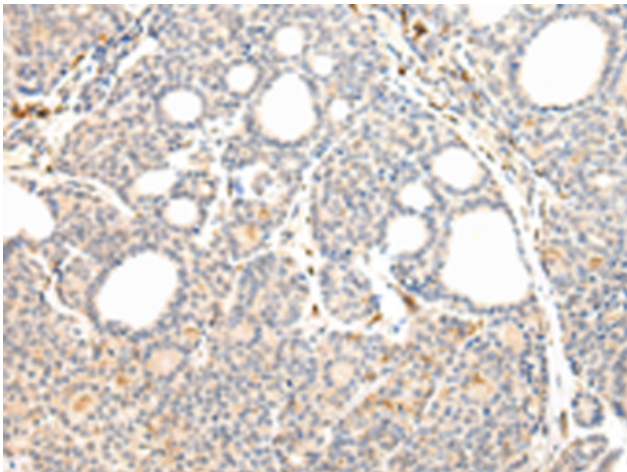
Storage & Shipping: Store at -20°C. Avoid repeated freezing and thawing



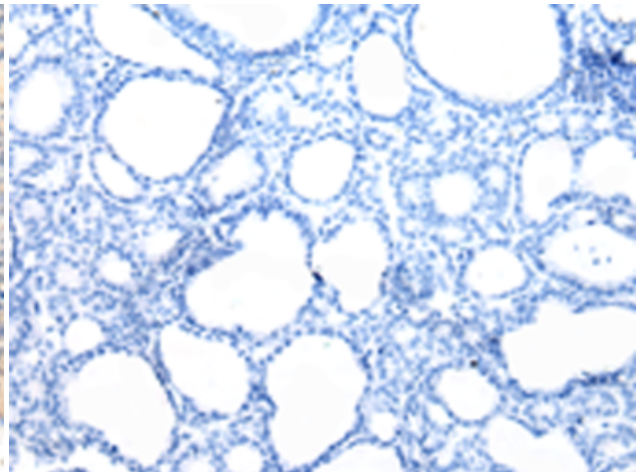
Immunohistochemistry analysis of paraffin embedded Human liver cancer tissue using 218011(VPS41 Antibody) at a dilution of 1/25(Cytoplasm).



In comparison with the IHC on the left, the same paraffin-embedded Human liver cancer tissue is first treated with the fusion protein and then with 218011(Anti-VPS41 Antibody) at dilution 1/25.



The image on the left is immunohistochemistry of paraffin-embedded Human thyroid cancer tissue using 218011(Anti-VPS41 Antibody) at a dilution of 1/25.



In comparison with the IHC on the left, the same paraffin-embedded Human thyroid cancer tissue is first treated with fusion protein and then with D223548(Anti-VPS41 Antibody) at dilution 1/25.