

VEGFC RABBIT PAB

Cat.#: N225064

Product Name: Anti-VEGFC Rabbit pAb

Synonyms: VEGFC; Vascular endothelial growth factor C; VEGF-C; Flt4 ligand; Flt4-L; Vascular endothelial growth factor-related protein; VRP

UNIPROT ID: P49767

Background: Growth factor active in angiogenesis, and endothelial cell growth, stimulating their proliferation and migration and also has effects on the permeability of blood vessels.

Immunogen: The antiserum was produced against synthesized peptide derived from the Internal region of human VEGFC. AA range:91-140

Applications: WB,IHC-P,ELISA

Recommended Dilutions: WB: 1/500-1/1000 IHC: 1/50-1/100 ELISA: 1/10000

Host Species: Rabbit

Clonality: Rabbit Polyclonal

Clone ID: -

MW: Calculated MW: 47 kDa; Observed MW: 42 kDa

Isotype: IgG

Purification: Affinity Purified

Species Reactivity: Human,Mouse,Rat

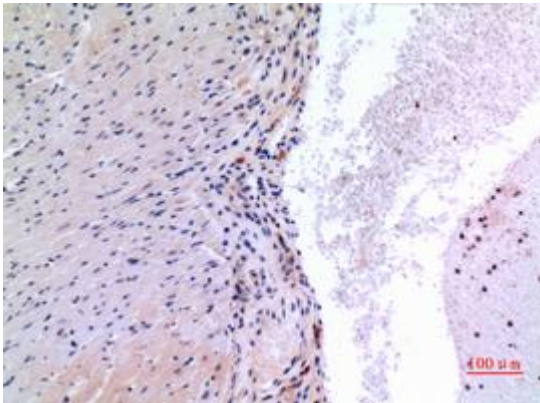
Conjugation: Unconjugated

Modification: Unmodified

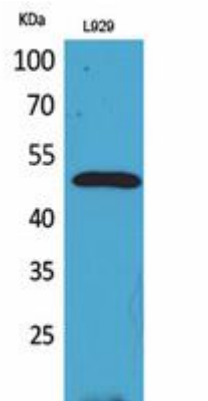
Constituents: PBS (without Mg²⁺ and Ca²⁺), pH 7.3 containing 50% glycerol, 0.5% BSA and 0.02% sodium azide

Research Areas: Cardiovascular

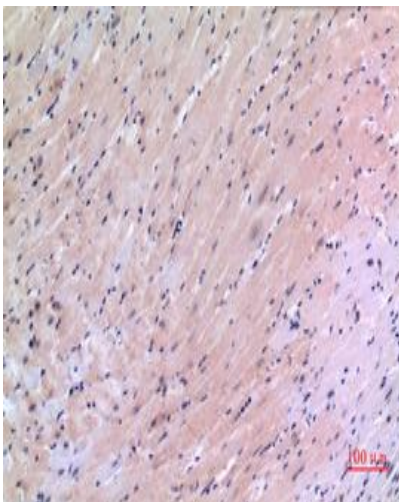
Storage & Shipping: Store at -20°C. Avoid repeated freezing and thawing



Immunohistochemistry analysis of paraffin-embedded mouse heart using VEGFC antibody. High-pressure and temperature Sodium Citrate pH 6.0 was used for antigen retrieval.



Western blot analysis of VEGFC in L929 lysates using VEGFC antibody.



Immunohistochemistry analysis of paraffin-embedded mouse heart using VEGFC antibody. High-pressure and temperature Sodium Citrate pH 6.0 was used for antigen retrieval.