

## VCP RABBIT MAB

**Cat.#:** N263062

**Product Name:** Anti-VCP Rabbit Monoclonal Antibody

**Synonyms:** 15S Mg(2+) ATPase p97 subunit; ALS14; ATPase p97; CDC48; IBMPFD; p97; TER ATPase; TERA; VCP; Yeast Cdc48p homolog

**UNIPROT ID:** P55072

**Background:** Necessary for the fragmentation of Golgi stacks during mitosis and for their reassembly after mitosis. Involved in the formation of the transitional endoplasmic reticulum (tER). The transfer of membranes from the endoplasmic reticulum to the Golgi apparatus occurs via 50-70 nm transition vesicles which derive from part-rough, part-smooth transitional elements of the endoplasmic reticulum (tER).

**Immunogen:** A synthetic peptide of human VCP

**Applications:** WB,IHC-F,IHC-P,ICC/IF,IP

**Recommended Dilutions:** WB: 1/500-1/1000 IHC: 1/50-1/100 IF: 1/50-1/200 IP: 1/20

**Host Species:** Rabbit

**Clonality:** Rabbit Monoclonal

**Clone ID:** R06-9D7

**MW:** Calculated MW: 89 kDa; Observed MW: 89 kDa

**Isotype:** IgG

**Purification:** Affinity Purified

**Species Reactivity:** Human,Mouse,Rat

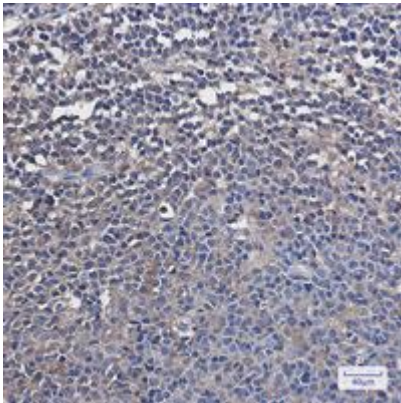
**Conjugation:** Unconjugated

**Modification:** Unmodified

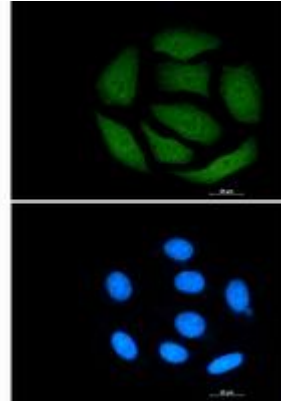
**Constituents:** PBS (without Mg<sup>2+</sup> and Ca<sup>2+</sup>), pH 7.3 containing 50% glycerol, 0.5% BSA and 0.02% sodium azide

**Research Areas:** Neuroscience


**Storage & Shipping:** Store at -20°C. Avoid repeated freezing and thawing



Immunohistochemistry analysis of paraffin-embedded Human tonsil using VCP antibody. High-pressure and temperature Sodium Citrate pH 6.0 was used for antigen retrieval.



Immunocytochemistry analysis of VCP (green) in A549 using VCP antibody, and DAPI (blue).



Western blot analysis of VCP in MCF-7, C6, 3T3 lysates using VCP antibody.