

USP37 RABBIT PAB

Cat.#: S221593

Product Name: Anti-USP37 Rabbit Polyclonal Antibody

Synonyms:

UNIPROT ID: Q86T82 (Gene Accession - NP_065986)

Background: USP37 (ubiquitin specific peptidase 37) is a 979 amino acid protein that contains three UIM (ubiquitin-interacting motif) repeats and belongs to the peptidase C19 family. Expressed in prostate and brain tissue, USP37 functions to catalyze the conversion of a ubiquitin C-terminal thioester to a free ubiquitin and a thiol. The gene encoding USP37 maps to human chromosome 2, which houses over 1,400 genes and comprises nearly 8% of the human genome.

Immunogen: Synthetic peptide of human USP37

Applications: ELISA, IHC

Recommended Dilutions: IHC: 30-150; ELISA: 5000-10000

Host Species: Rabbit

Clonality: Rabbit Polyclonal

Isotype: Immunogen-specific rabbit IgG

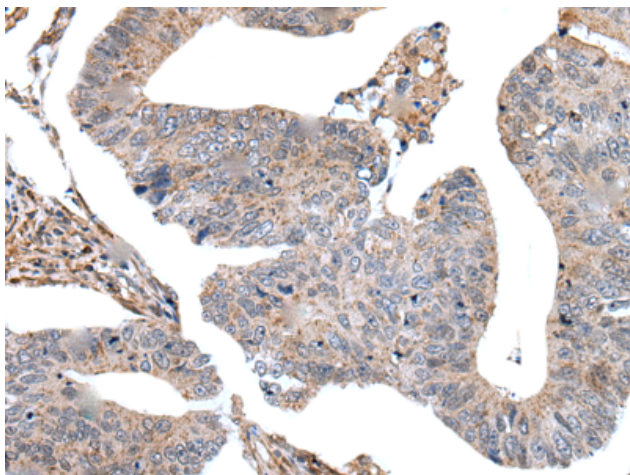
Purification: Antigen affinity purification

Species Reactivity: Human

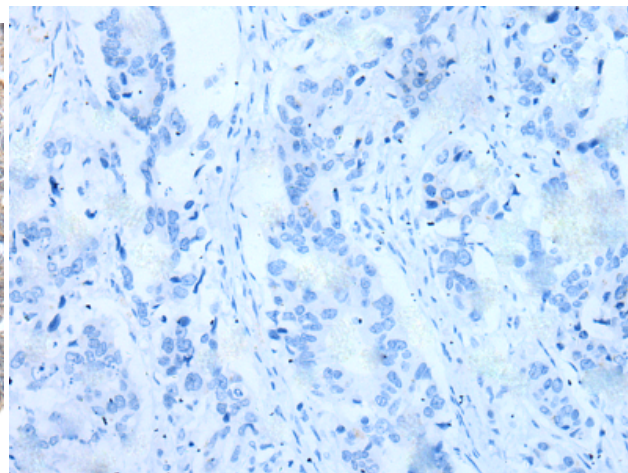
Constituents: PBS (without Mg²⁺ and Ca²⁺), pH 7.4, 150 mM NaCl, 0.05% Sodium Azide and 40% glycerol

Research Areas: Epigenetics and Nuclear Signaling, Cell Biology

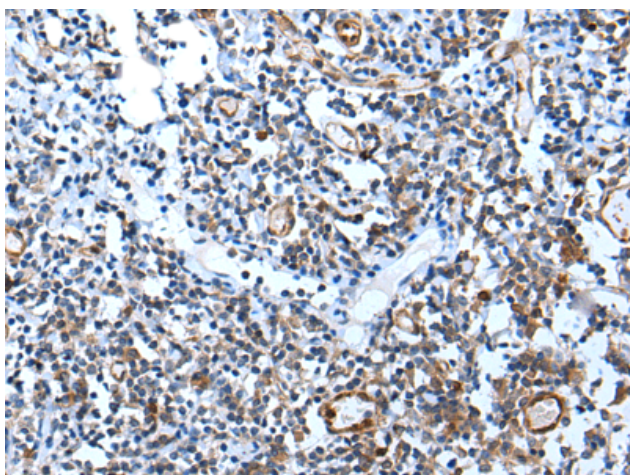
Storage & Shipping: Store at -20°C. Avoid repeated freezing and thawing



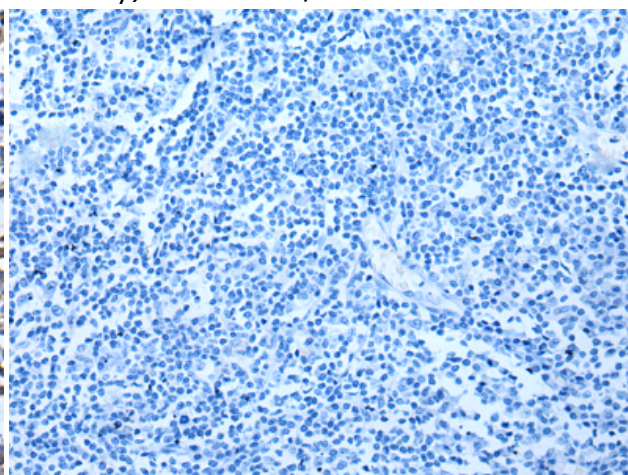
Immunohistochemistry analysis of paraffin embedded Human colorectal cancer tissue using 221593(USP37 Antibody) at a dilution of 1/45(Cytoplasm and Cell membrane).



In comparison with the IHC on the left, the same paraffin-embedded Human colorectal cancer tissue is first treated with the synthetic peptide and then with 221593(Anti-USP37 Antibody) at dilution 1/45.



The image on the left is immunohistochemistry of paraffin-embedded Human tonsil tissue using 221593(Anti-USP37 Antibody) at a dilution of 1/45.



In comparison with the IHC on the left, the same paraffin-embedded Human tonsil tissue is first treated with synthetic peptide and then with D263245(Anti-USP37 Antibody) at dilution 1/45.