

USP3 RABBIT PAB

Cat.#: S218331

Product Name: Anti-USP3 Rabbit Polyclonal Antibody

Synonyms: UBP; SIH003

UNIPROT ID: Q9Y6I4 (Gene Accession - BC065300)

Background: USP3 (ubiquitin specific peptidase 3), also known as UBP or SIH003, is a 520 amino acid protein that contains one UBP-type zinc finger and belongs to the peptidase C19 family. Expressed ubiquitously with highest levels present in pancreas, USP3 catalyzes the conversion of a ubiquitin C-terminal thioester to a free ubiquitin and a thiol. The gene encoding USP3 maps to human chromosome 15, which houses over 700 genes and comprises nearly 3% of the human genome.

Immunogen: Fusion protein of human USP3

Applications: ELISA, IHC

Recommended Dilutions: IHC: 20-100; ELISA: 5000-10000

Host Species: Rabbit

Clonality: Rabbit Polyclonal

Isotype: Immunogen-specific rabbit IgG

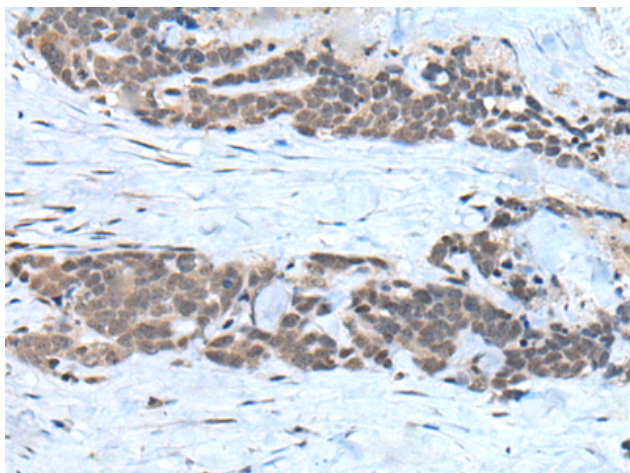
Purification: Antigen affinity purification

Species Reactivity: Human, Mouse

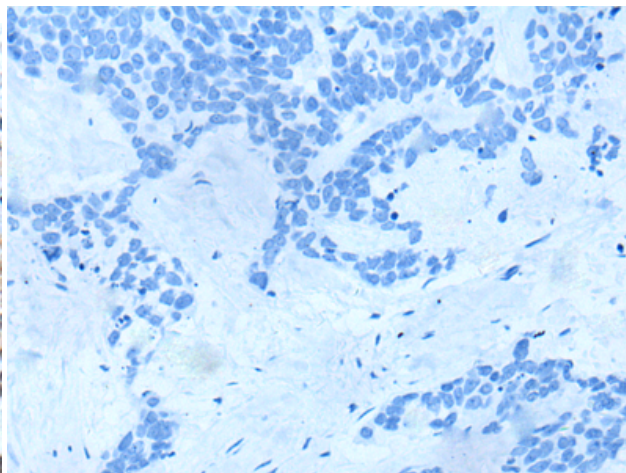
Constituents: PBS (without Mg²⁺ and Ca²⁺), pH 7.4, 150 mM NaCl, 0.05% Sodium Azide and 40% glycerol

Research Areas: Metabolism, Epigenetics and Nuclear Signaling, Cell Biology

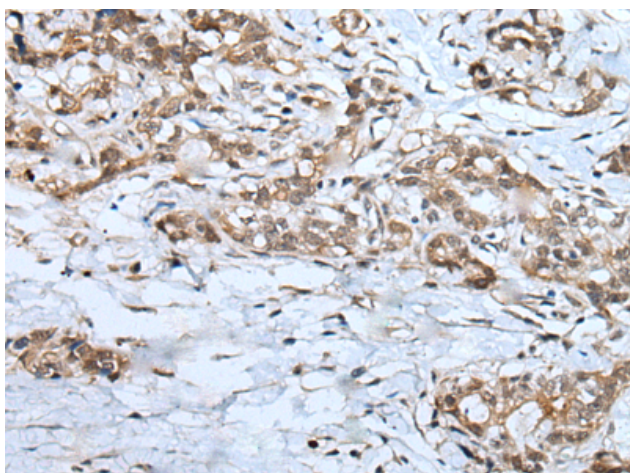
Storage & Shipping: Store at -20°C. Avoid repeated freezing and thawing



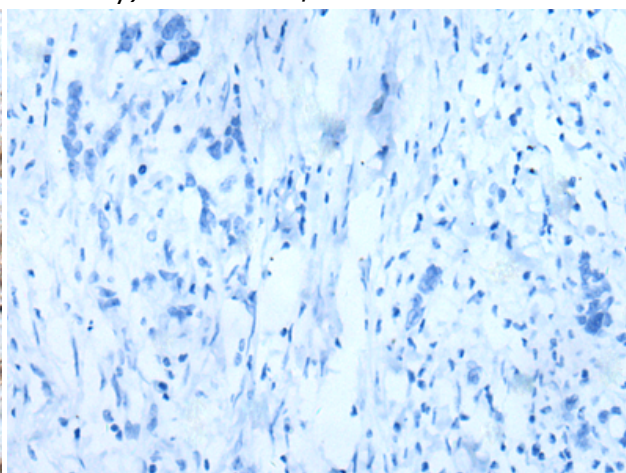
Immunohistochemistry analysis of paraffin embedded Human thyroid cancer tissue using 218331(USP3 Antibody) at a dilution of 1/30(Nucleus).



In comparison with the IHC on the left, the same paraffin-embedded Human thyroid cancer tissue is first treated with the fusion protein and then with 218331(Anti-USP3 Antibody) at dilution 1/30.



The image on the left is immunohistochemistry of paraffin-embedded Human gastric cancer tissue using 218331(Anti-USP3 Antibody) at a dilution of 1/30.



In comparison with the IHC on the left, the same paraffin-embedded Human gastric cancer tissue is first treated with fusion protein and then with D224190(Anti-USP3 Antibody) at dilution 1/30.