

USP10 RABBIT MAB

Cat.#: N263056

Product Name: Anti-USP10 Rabbit Monoclonal Antibody

Synonyms: Deubiquitinating enzyme 10; UBPO; USP10

UNIPROT ID: Q14694

Background: Hydrolase that can remove conjugated ubiquitin from target proteins such as p53/TP53, SNX3 and CFTR. Acts as an essential regulator of p53/TP53 stability: in unstressed cells, specifically deubiquitinates p53/TP53 in the cytoplasm, leading to counteract MDM2 action and stabilize p53/TP53.

Immunogen: A synthetic peptide of human USP10

Applications: WB,IHC-F,IHC-P,ICC/IF,IP

Recommended Dilutions: WB: 1/500-1/1000 IHC: 1/50-1/100 IF: 1/50-1/200 IP: 1/20

Host Species: Rabbit

Clonality: Rabbit Monoclonal

Clone ID: R07-7E5

MW: Calculated MW: 87 kDa; Observed MW: 110 kDa

Isotype: IgG

Purification: Affinity Purified

Species Reactivity: Human

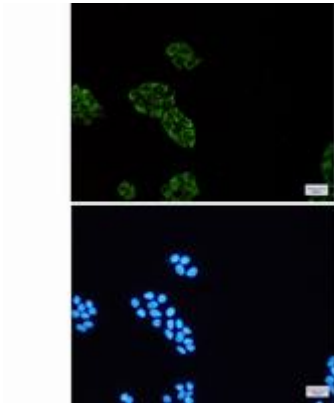
Conjugation: Unconjugated

Modification: Unmodified


Constituents: PBS (without Mg²⁺ and Ca²⁺), pH 7.3 containing 50% glycerol, 0.5% BSA and 0.02% sodium azide

Research Areas: Cell Biology

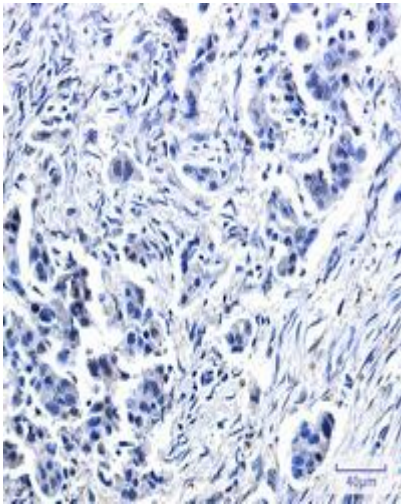
Storage & Shipping: Store at -20°C. Avoid repeated freezing and thawing



Immunocytochemistry analysis of USP10 (green) in Hela using USP10 antibody, and DAPI (blue)



Western blot analysis of USP10 in Hela lysates using USP10 antibody.



Immunohistochemistry analysis of paraffin-embedded Human lung cancer using USP10 antibody. High-pressure and temperature Sodium Citrate pH 6.0 was used for antigen retrieval.