

## TTC12 RABBIT PAB

**Cat.#:** S218910

**Product Name:** Anti-TTC12 Rabbit Polyclonal Antibody

**Synonyms:** TPARM

**UNIPROT ID:** Q9H892 (Gene Accession - BC032355 )

**Background:** TTC12 (tetratricopeptide repeat domain 12), also known as TPARM, is a 705 amino acid cytoplasmic protein containing a TPR repeat domain and three armadillo repeat motifs. TTC12 is expressed in testis, prostate, lung, germinal center B cells, neuroblastoma, teratocarcinoma, colon cancer and gastric cancer. The gene encoding TTC12 is located in a region of human chromosome 11 that is commonly deleted in a variety of cancers, therefore, it is considered a candidate tumor suppressor gene. Human chromosome 11 houses over 1,400 genes and comprises nearly 4% of the human genome.

**Immunogen:** Fusion protein of human TTC12

**Applications:** ELISA, WB, IHC

**Recommended Dilutions:** IHC: 50-300;WB: 200-1000;ELISA: 5000-10000

**Host Species:** Rabbit

**Clonality:** Rabbit Polyclonal

**Isotype:** Immunogen-specific rabbit IgG


**Purification:** Antigen affinity purification

**Species Reactivity:** Human

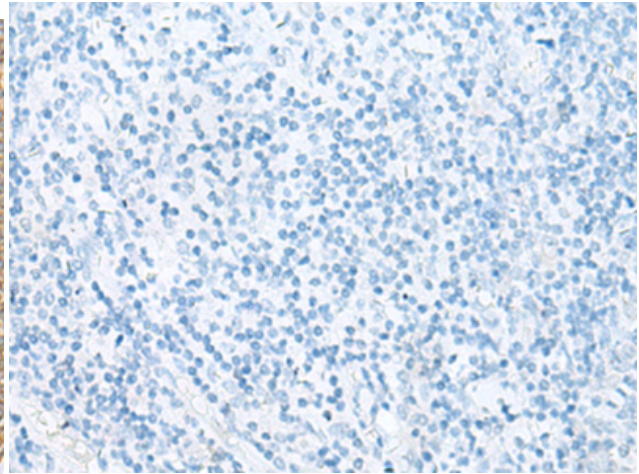
**Constituents:** PBS (without Mg<sup>2+</sup> and Ca<sup>2+</sup>), pH 7.4, 150 mM NaCl, 0.05% Sodium Azide and 40% glycerol

**Research Areas:** Cell Biology

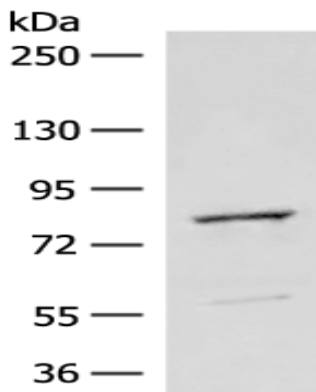
**Storage & Shipping:** Store at -20°C. Avoid repeated freezing and thawing



Immunohistochemistry analysis of paraffin embedded Human tonsil tissue using 218910(TTC12 Antibody) at a dilution of 1/50(Cytoplasm).



In comparison with the IHC on the left, the same paraffin-embedded Human tonsil tissue is first treated with the fusion protein and then with 218910(Anti-TTC12 Antibody) at dilution 1/50.



Gel: 6%SDS-PAGE, Lysate: 40  $\mu$ g;  
Lane: Human bladder transitional cell carcinoma grade 2-3 tissue lysate;  
Primary antibody: 218910(TTC12 Antibody) at dilution 1/350;  
Secondary antibody: Goat anti rabbit IgG at 1/8000 dilution;  
Exposure time: 10 seconds