

TSSK3 RABBIT PAB

Cat.#: S218615

Product Name: Anti-TSSK3 Rabbit Polyclonal Antibody

Synonyms: TSK3; SPOGA3; STK22C; STK22D

UNIPROT ID: Q96PN8 (Gene Accession - BC035354)

Background: This gene encodes a kinase expressed exclusively in the testis that is thought to play a role in either germ cell differentiation or mature sperm function.

Immunogen: Full length fusion protein

Applications: ELISA, IHC

Recommended Dilutions: IHC: 25-100; ELISA: 5000-10000

Host Species: Rabbit

Clonality: Rabbit Polyclonal

Isotype: Immunogen-specific rabbit IgG

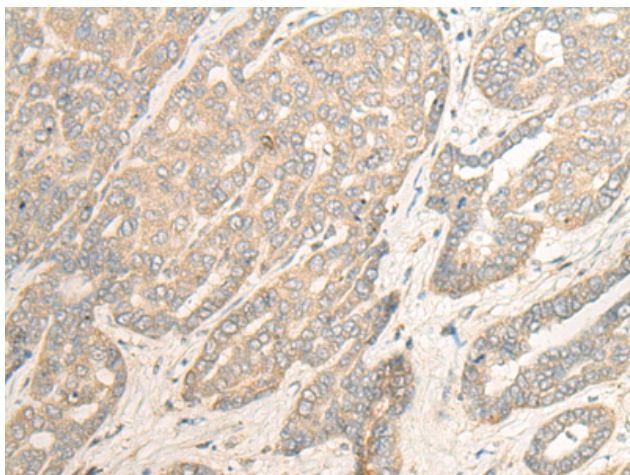
Purification: Antigen affinity purification

Species Reactivity: Human, Mouse

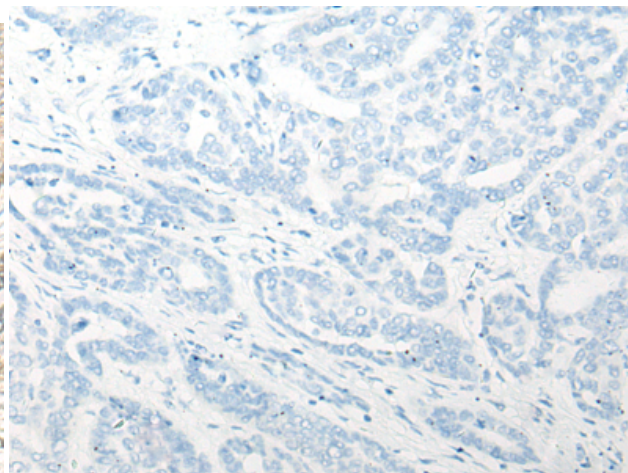
Constituents: PBS (without Mg²⁺ and Ca²⁺), pH 7.4, 150 mM NaCl, 0.05% Sodium Azide and 40% glycerol

Research Areas: Signal Transduction

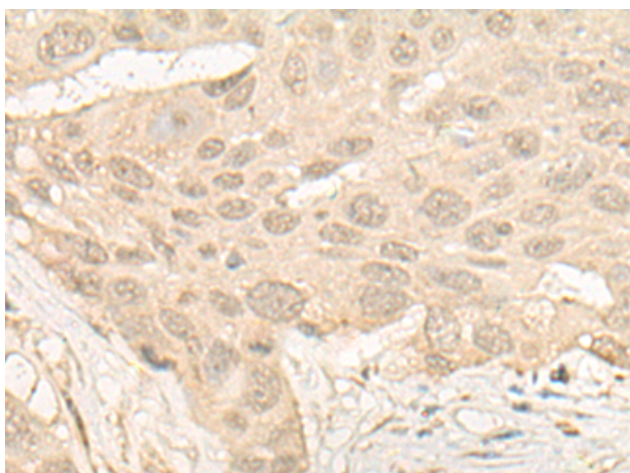
Storage & Shipping: Store at -20°C. Avoid repeated freezing and thawing



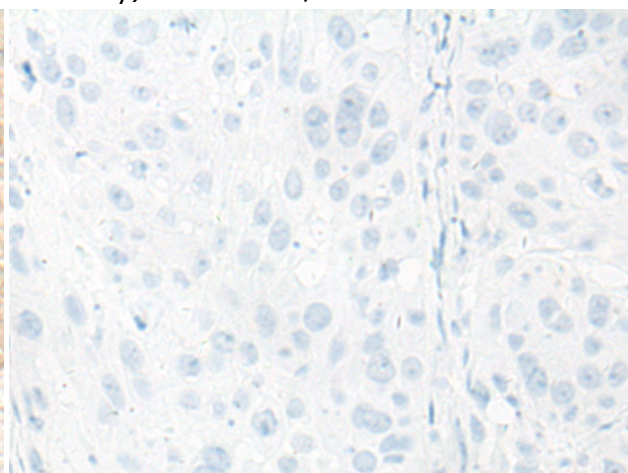
Immunohistochemistry analysis of paraffin embedded Human liver cancer tissue using 218615(TSSK3 Antibody) at a dilution of 1/25(Cytoplasm or Nucleus).



In comparison with the IHC on the left, the same paraffin-embedded Human liver cancer tissue is first treated with the fusion protein and then with 218615(Anti-TSSK3 Antibody) at dilution 1/25.



The image on the left is immunohistochemistry of paraffin-embedded Human esophagus cancer tissue using 218615(Anti-TSSK3 Antibody) at a dilution of 1/25.



In comparison with the IHC on the left, the same paraffin-embedded Human esophagus cancer tissue is first treated with fusion protein and then with D224810(Anti-TSSK3 Antibody) at dilution 1/25.