

## TRMT2A RABBIT MAB

**Cat.#:** N261594

**Product Name:** Anti-TRMT2A Rabbit Monoclonal Antibody

**Synonyms:** HpaII tiny fragments locus 9c protein

**UNIPROT ID:** Q8IZ69

**Background:** S-adenosyl-L-methionine-dependent methyltransferase that catalyzes the formation of 5-methyl-uridine in tRNAs and some mRNAs.

**Immunogen:** A synthetic peptide of human HTF9C

**Applications:** WB,IHC-F,IHC-P,ICC/IF

**Recommended Dilutions:** WB: 1/500-1/1000 IHC: 1/50-1/100 IF: 1/50-1/200

**Host Species:** Rabbit

**Clonality:** Rabbit Monoclonal

**Clone ID:** R03-3H4

**MW:** Calculated MW: 69 kDa; Observed MW: 69 kDa

**Isotype:** IgG

**Purification:** Affinity Purified

**Species Reactivity:** Human

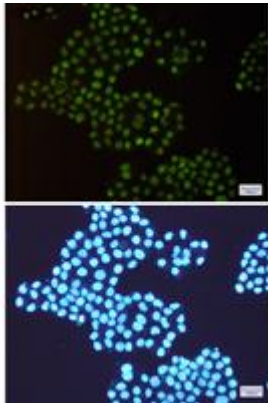
**Conjugation:** Unconjugated

**Modification:** Unmodified

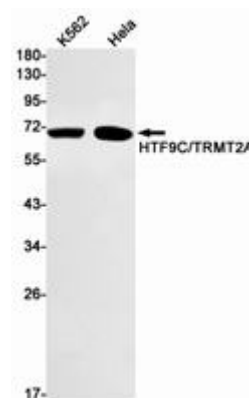
**Constituents:** PBS (without Mg<sup>2+</sup> and Ca<sup>2+</sup>), pH 7.3 containing 50% glycerol, 0.5% BSA and 0.02% sodium azide

**Research Areas:** Epigenetics and Nuclear Signaling

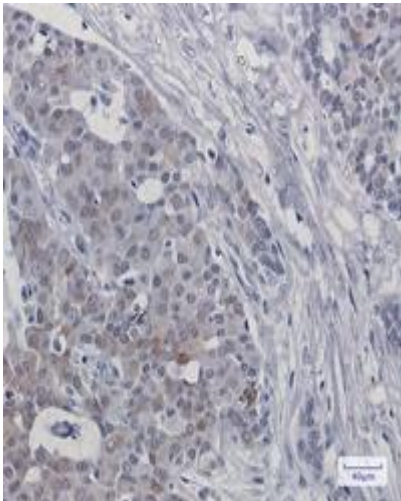
**Storage & Shipping:** Store at -20°C. Avoid repeated freezing and thawing



Immunocytochemistry analysis of HTF9C/TRMT2A (green) in HeLa using HTF9C/TRMT2A antibody, and DAPI (blue)



Western blot analysis of HTF9C/TRMT2A in K562, HeLa lysates using TRMT2A antibody.



Immunohistochemistry analysis of paraffin-embedded Human breast cancer using HTF9C antibody. High-pressure and temperature Sodium Citrate pH 6.0 was used for antigen retrieval.