

TRANSGLUTAMINASE 2 RABBIT MAB

Cat.#: N263017

Product Name: Anti-Transglutaminase 2 Rabbit Monoclonal Antibody

Synonyms: TGM2; Protein-glutamine gamma-glutamyltransferase 2; Tissue transglutaminase; Transglutaminase C; TG(C); TGC; TGase C; Transglutaminase H; TGase H; Transglutaminase-2; TGase-2

UNIPROT ID: P21980

Background: Catalyzes the cross-linking of proteins and the conjugation of polyamines to proteins.

Immunogen: A synthetic peptide of human Transglutaminase 2

Applications: WB,IHC-P,IP

Recommended Dilutions: WB: 1/500-1/1000 IHC: 1/50-1/100 IP: 1/20

Host Species: Rabbit

Clonality: Rabbit Monoclonal

Clone ID: R07-8K1

MW: Calculated MW: 77 kDa; Observed MW: 77 kDa

Isotype: IgG

Purification: Affinity Purified

Species Reactivity: Human,Mouse,Rat

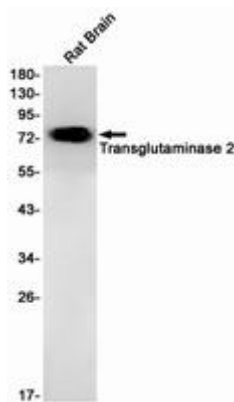
Conjugation: Unconjugated

Modification: Unmodified

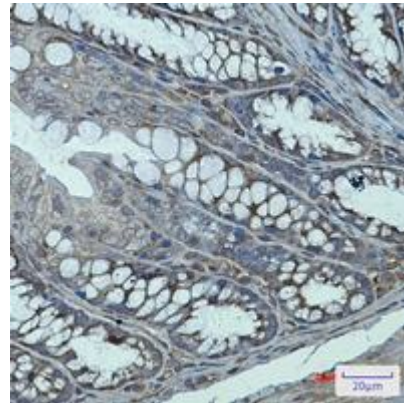
Constituents: PBS (without Mg²⁺ and Ca²⁺), pH 7.3 containing 50% glycerol, 0.5% BSA and 0.02% sodium azide

Research Areas: Cell Biology


Storage & Shipping: Store at -20°C. Avoid repeated freezing and thawing



Western blot analysis of Transglutaminase 2 in rat Brain lysates using Transglutaminase 2 antibody



Immunohistochemistry analysis of paraffin-embedded mouse colon using Transglutaminase 2 antibody. High-pressure and temperature Sodium Citrate pH 6.0 was used for antigen retrieval.



Western blot analysis of Transglutaminase 2 in HUVEC lysates using Transglutaminase 2 antibody.