

TRANSFERRIN RABBIT PAB

Cat.#: N225062

Product Name: Anti-Transferrin Rabbit pAb

Synonyms: TF; Serotransferrin; Transferrin; Beta-1 metal-binding globulin; Siderophilin

UNIPROT ID: P02787

Background: Transferrins are iron binding transport proteins which can bind two Fe³⁺ ions in association with the binding of an anion, usually bicarbonate. It is responsible for the transport of iron from sites of absorption and heme degradation to those of storage and utilization. Serum transferrin may also have a further role in stimulating cell proliferation.

Immunogen: The antiserum was produced against synthesized peptide derived from the C-terminal region of human TF. AA range:611-660

Applications: WB,IHC-P,ELISA

Recommended Dilutions: WB: 1/500-1/1000 IHC: 1/50-1/100 ELISA: 1/10000

Host Species: Rabbit

Clonality: Rabbit Polyclonal

Clone ID: -

MW: Calculated MW: 77 kDa; Observed MW: 77 kDa

Isotype: IgG

Purification: Affinity Purified

Species Reactivity: Human,Mouse,Rat

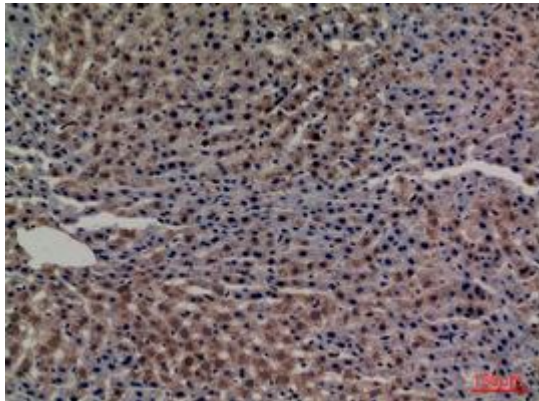
Conjugation: Unconjugated

Modification: Unmodified

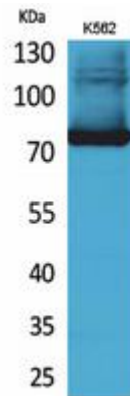
Constituents: PBS (without Mg²⁺ and Ca²⁺), pH 7.3 containing 50% glycerol, 0.5% BSA and 0.02% sodium azide

Research Areas: Cardiovascular


Storage & Shipping: Store at -20°C. Avoid repeated freezing and thawing



Immunohistochemistry analysis of paraffin-embedded rat liver using Transferrin antibody. High-pressure and temperature Sodium Citrate pH 6.0 was used for antigen retrieval.



Western blot analysis of Transferrin in K562 lysates using Transferrin antibody.



Western blot analysis of Transferrin in HELA lysates using TF antibody.