

TNFSF13 RABBIT PAB

Cat.#: S217028

Product Name: Anti-TNFSF13 Rabbit Polyclonal Antibody

Synonyms: APRIL; CD256; TALL2; ZTNF2; TALL-2; TRDL-1; UNQ383/PRO715

UNIPROT ID: O75888 (Gene Accession - BC008042)

Background: The protein encoded by this gene is a member of the tumor necrosis factor (TNF) ligand family. This protein is a ligand for TNFRSF17/BCMA, a member of the TNF receptor family. This protein and its receptor are both found to be important for B cell development. In vitro experiments suggested that this protein may be able to induce apoptosis through its interaction with other TNF receptor family proteins such as TNFRSF6/FAS and TNFRSF14/HVEM. Alternative splicing results in multiple transcript variants. Some transcripts that skip the last exon of the upstream gene (TNFSF12) and continue into the second exon of this gene have been identified; such read-through transcripts are contained in GeneID 407977, TNFSF12-TNFSF13.

Immunogen: Fusion protein of human TNFSF13

Applications: ELISA, IHC

Recommended Dilutions: IHC: 25-100; ELISA: 2000-5000

Host Species: Rabbit

Clonality: Rabbit Polyclonal

Isotype: Immunogen-specific rabbit IgG

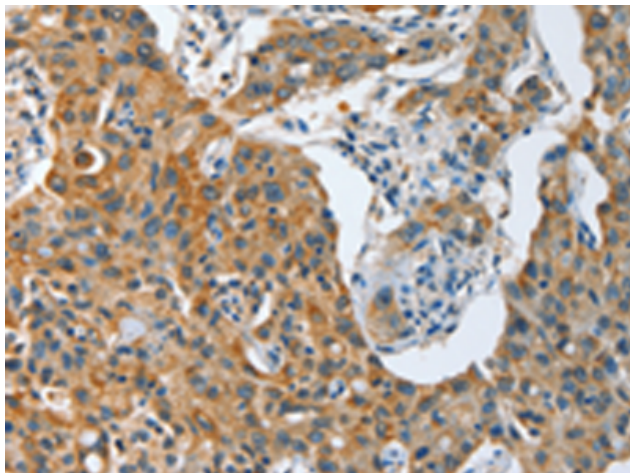
Purification: Antigen affinity purification

Species Reactivity: Human, Mouse

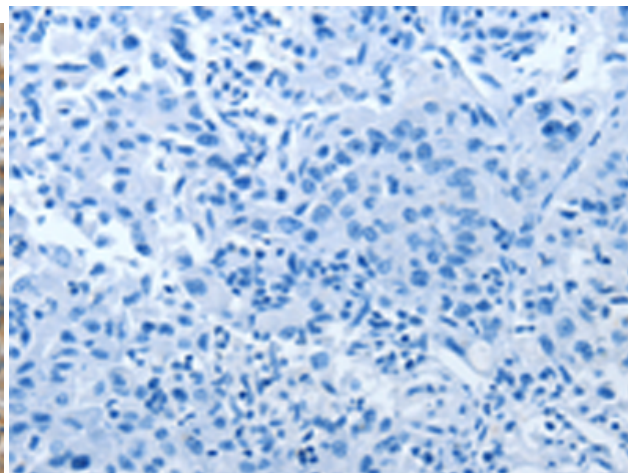
Constituents: PBS (without Mg²⁺ and Ca²⁺), pH 7.4, 150 mM NaCl, 0.05% Sodium Azide and 40% glycerol

Research Areas: Cancer, Immunology

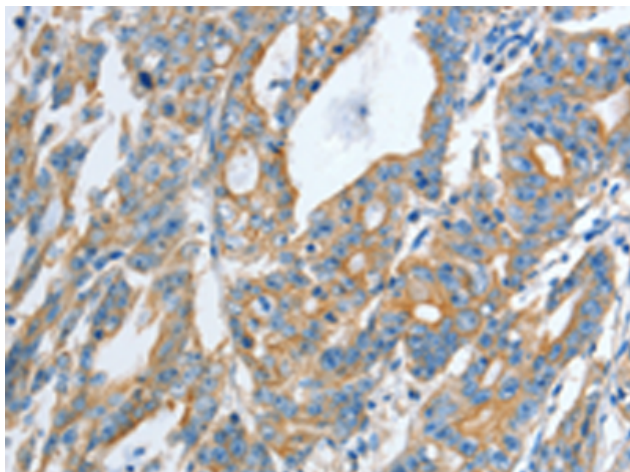
Storage & Shipping: Store at -20°C. Avoid repeated freezing and thawing



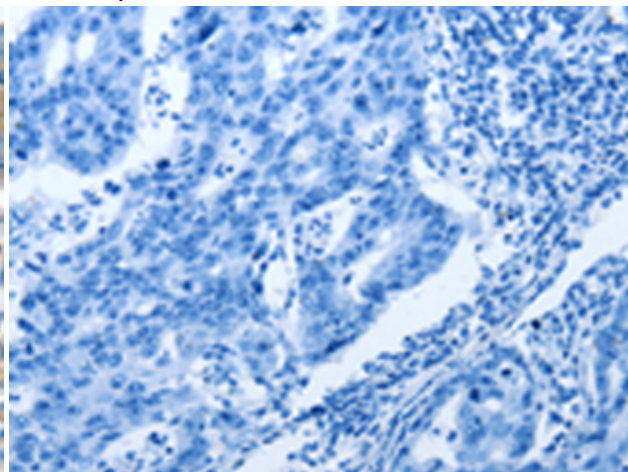
Immunohistochemistry analysis of paraffin embedded Human lung cancer tissue using 217028(TNFSF13 Antibody) at a dilution of 1/30(Cytoplasm).



In comparison with the IHC on the left, the same paraffin-embedded Human lung cancer tissue is first treated with the fusion protein and then with 217028(Anti-TNFSF13 Antibody) at dilution 1/30.



The image on the left is immunohistochemistry of paraffin-embedded Human gastric cancer tissue using 217028(Anti-TNFSF13 Antibody) at a dilution of 1/30.



In comparison with the IHC on the left, the same paraffin-embedded Human gastric cancer tissue is first treated with fusion protein and then with D221671(Anti-TNFSF13 Antibody) at dilution 1/30.