

## TNFRSF9 RABBIT PAB

**Cat.#:** S217251

**Product Name:** Anti-TNFRSF9 Rabbit Polyclonal Antibody

**Synonyms:** ILA; 4-1BB; CD137; CDw137

**UNIPROT ID:** Q07011 (Gene Accession - BC006196 )

**Background:** The protein encoded by this gene is a member of the TNF-receptor superfamily. This receptor contributes to the clonal expansion, survival, and development of T cells. It can also induce proliferation in peripheral monocytes, enhance T cell apoptosis induced by TCR/CD3 triggered activation, and regulate CD28 co-stimulation to promote Th1 cell responses. The expression of this receptor is induced by lymphocyte activation. TRAF adaptor proteins have been shown to bind to this receptor and transduce the signals leading to activation of NF-kappaB.

**Immunogen:** Fusion protein of human TNFRSF9

**Applications:** ELISA, IHC

**Recommended Dilutions:** IHC: 200-300; ELISA: 5000-10000

**Host Species:** Rabbit

**Clonality:** Rabbit Polyclonal

**Isotype:** Immunogen-specific rabbit IgG

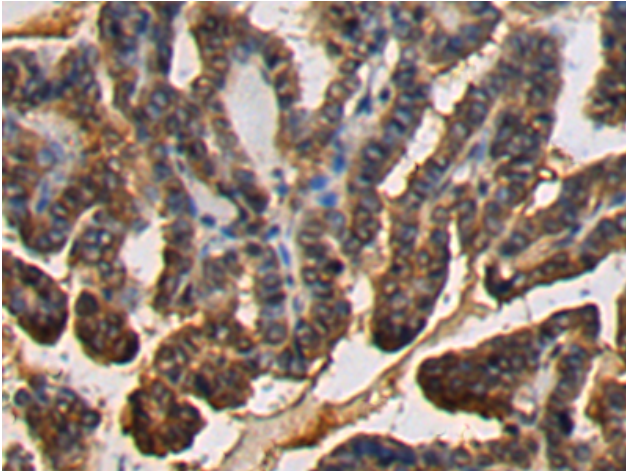
**Purification:** Antigen affinity purification

**Species Reactivity:** Human

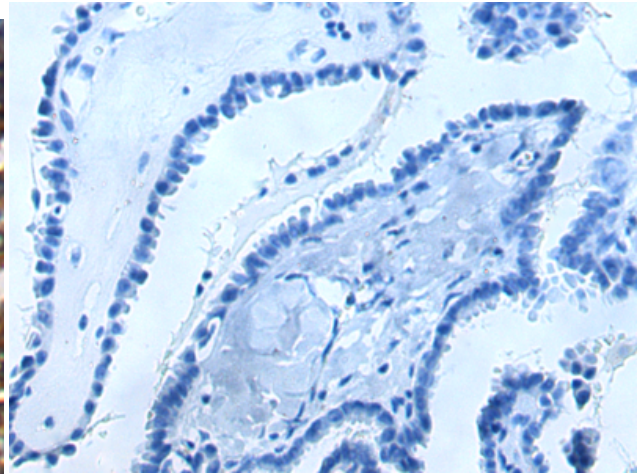
**Constituents:** PBS (without Mg<sup>2+</sup> and Ca<sup>2+</sup>), pH 7.4, 150 mM NaCl, 0.05% Sodium Azide and 40% glycerol

**Research Areas:** Cancer, Immunology, Stem Cells

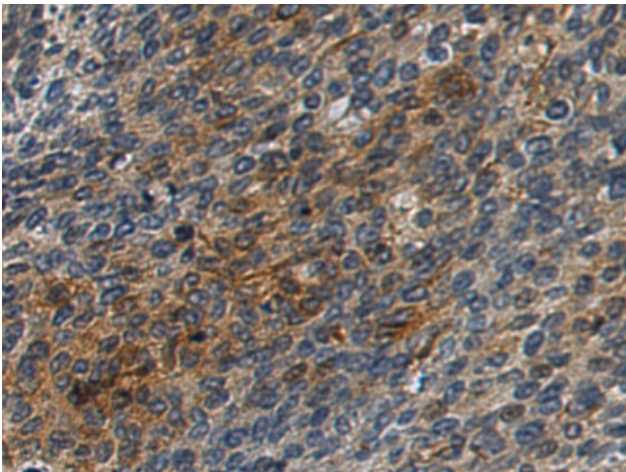
**Storage & Shipping:** Store at -20°C. Avoid repeated freezing and thawing



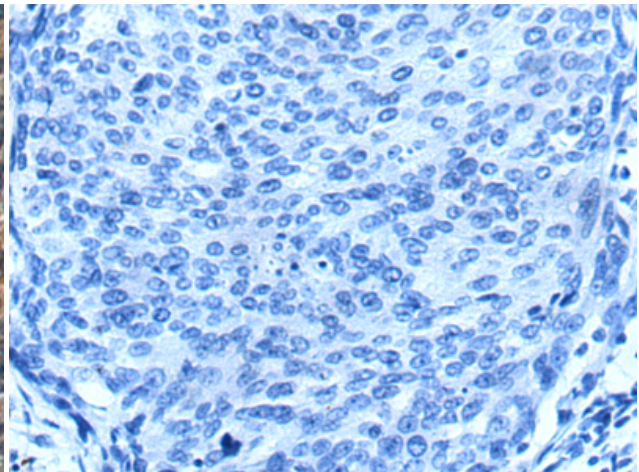
Immunohistochemistry analysis of paraffin embedded Human thyroid cancer tissue using 217251(TNFRSF9 Antibody) at a dilution of 1/200(Cytoplasm).



In comparison with the IHC on the left, the same paraffin-embedded Human thyroid cancer tissue is first treated with the fusion protein and then with 217251(Anti-TNFRSF9 Antibody) at dilution 1/200.



The image on the left is immunohistochemistry of paraffin-embedded Human cervical cancer tissue using 217251(Anti-TNFRSF9 Antibody) at a dilution of 1/200.



In comparison with the IHC on the left, the same paraffin-embedded Human cervical cancer tissue is first treated with fusion protein and then with D222047(Anti-TNFRSF9 Antibody) at dilution 1/200.