

TNF ALPHA RABBIT PAB

Cat.#: N225006

Product Name: Anti-TNF alpha Rabbit pAb

Synonyms: TNF; TNFA; TNFSF2; Tumor necrosis factor; Cachectin; TNF-alpha; Tumor necrosis factor ligand superfamily member 2; TNF-a

UNIPROT ID: P01375

Background: This gene encodes a multifunctional proinflammatory cytokine that belongs to the tumor necrosis factor (TNF) superfamily. This cytokine is mainly secreted by macrophages. It can bind to, and thus functions through its receptors TNFRSF1A/TNFR1 and TNFRSF1B/TNFR. This cytokine is involved in the regulation of a wide spectrum of biological processes including cell proliferation, differentiation, apoptosis, lipid metabolism, and coagulation. This cytokine has been implicated in a variety of diseases, including autoimmune diseases, insulin resistance, and cancer. Knockout studies in mice also suggested the neuroprotective function of this cytokine.

Immunogen: The antiserum was produced against synthesized peptide derived from the Internal region of human TNF. AA range:151-200

Applications: WB,IHC-P,ELISA

Recommended Dilutions: WB: 1/500-1/1000 IHC: 1/50-1/100 ELISA: 1/10000

Host Species: Rabbit

Clonality: Rabbit Polyclonal

Clone ID: -

MW: Calculated MW: 26 kDa; Observed MW: 26 kDa

Isotype: IgG

Purification: Affinity Purified

Species Reactivity: Human,Mouse

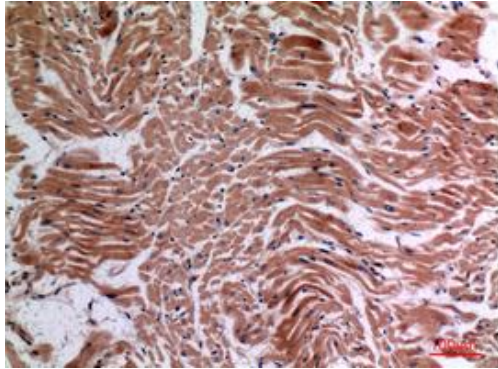
Conjugation: Unconjugated

Modification: Unmodified

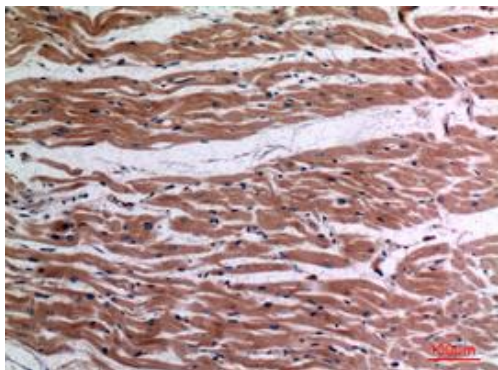
Constituents: PBS (without Mg²⁺ and Ca²⁺), pH 7.3 containing 50% glycerol, 0.5% BSA and 0.02% sodium azide

Research Areas: Immunology

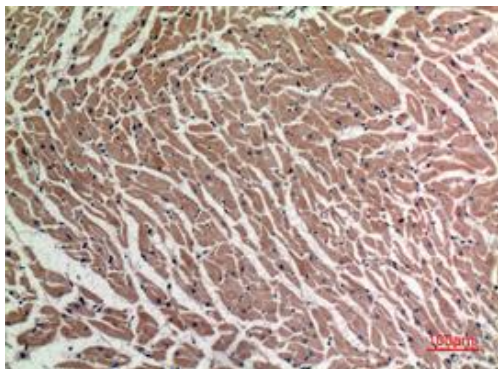
Storage & Shipping: Store at -20°C. Avoid repeated freezing and thawing



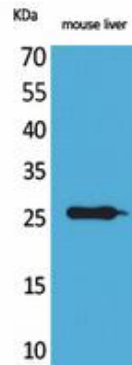
Immunohistochemistry analysis of paraffin-embedded Human heart using TNF alpha antibody. High-pressure and temperature Sodium Citrate pH 6.0 was used for antigen retrieval.



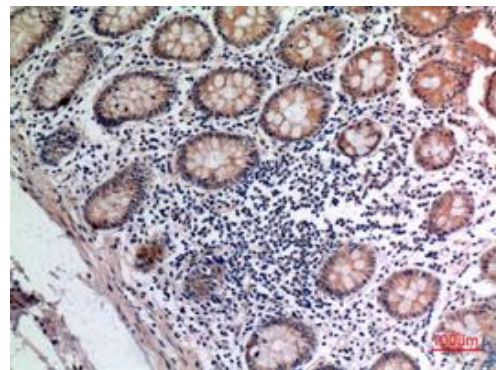
Immunohistochemistry analysis of paraffin-embedded Human heart using TNF alpha antibody. High-pressure and temperature Sodium Citrate pH 6.0 was used for antigen retrieval.



Immunohistochemistry analysis of paraffin-embedded Human heart using TNF alpha antibody. High-pressure and temperature Sodium Citrate pH 6.0 was used for antigen retrieval.



Western blot analysis of TNF alpha in mouse liver lysates using TNF alpha antibody.



Immunohistochemistry analysis of paraffin-embedded Human colon using TNF alpha antibody. High-pressure and temperature Sodium Citrate pH 6.0 was used for antigen retrieval.



Product Description

Pioneering GTPase and Oncogene Product Development since 2010
