

STX10 RABBIT PAB

Cat.#: S217874

Product Name: Anti-STX10 Rabbit Polyclonal Antibody

Synonyms: SYN10; hsyn10

UNIPROT ID: O60499 (Gene Accession - BC017237)

Background: This gene belongs to the syntaxin family and encodes a soluble N-ethylmaleimide sensitive factor attachment protein receptor (SNARE). The encoded protein is involved in docking and fusion events at the Golgi apparatus. Alternative splicing results in multiple transcript variants.

Immunogen: Fusion protein of human STX10

Applications: ELISA, WB, IHC

Recommended Dilutions: IHC: 30-150;WB: 1000-5000;ELISA: 2000-10000

Host Species: Rabbit

Clonality: Rabbit Polyclonal

Isotype: Immunogen-specific rabbit IgG

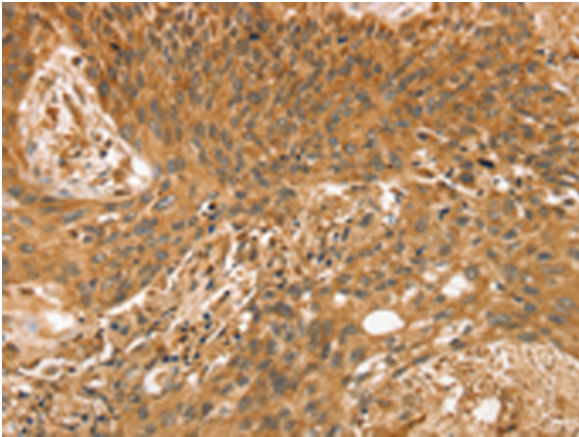
Purification: Antigen affinity purification

Species Reactivity: Human

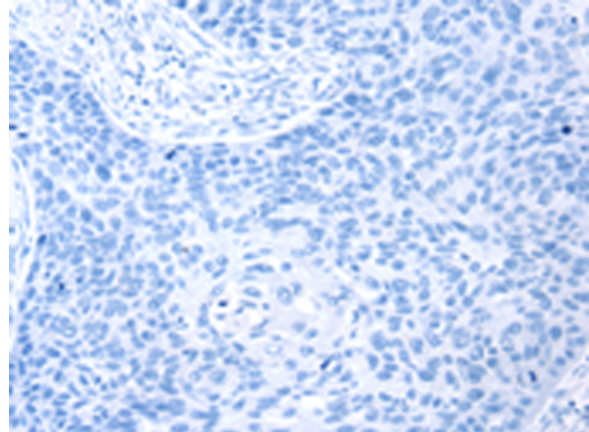
Constituents: PBS (without Mg²⁺ and Ca²⁺), pH 7.4, 150 mM NaCl, 0.05% Sodium Azide and 40% glycerol

Research Areas: Signal Transduction

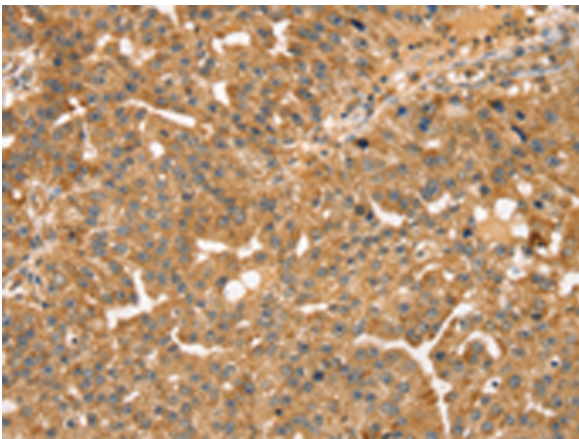
Storage & Shipping: Store at -20°C. Avoid repeated freezing and thawing



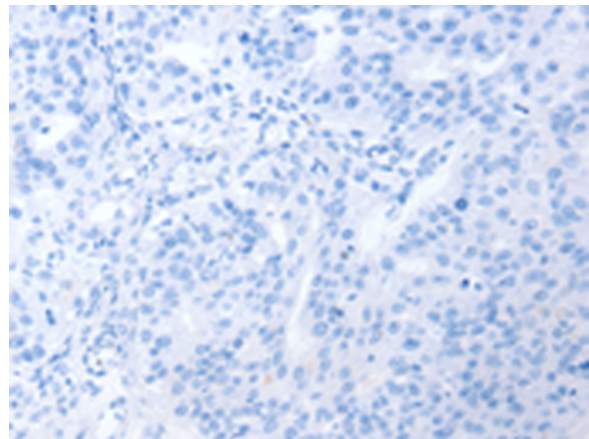
Immunohistochemistry analysis of paraffin embedded Human esophagus cancer tissue using 217874(STX10 Antibody) at a dilution of 1/35(Cytoplasm).



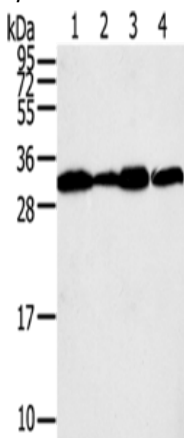
In comparison with the IHC on the left, the same paraffin-embedded Human esophagus cancer tissue is first treated with the fusion protein and then with 217874(Anti-STX10 Antibody) at dilution 1/35.



The image on the left is immunohistochemistry of paraffin-embedded Human breast cancer tissue using 217874(Anti-STX10 Antibody) at a dilution of 1/35.



In comparison with the IHC on the left, the same paraffin-embedded Human breast cancer tissue is first treated with fusion protein and then with D223275(Anti-STX10 Antibody) at dilution 1/35.



Gel: 12%SDS-PAGE, Lysate: 40 µg;
 Lane 1-4: A375 cells, A431 cells, lovo cells, hela cells;
 Primary antibody: 217874(STX10 Antibody) at dilution 1/800;
 Secondary antibody: Goat anti rabbit IgG at 1/8000 dilution;
 Exposure time: 5 seconds



Product Description

Pioneering GTPase and Oncogene Product Development since 2010
