

STK33 RABBIT PAB

Cat.#: S217859

Product Name: Anti-STK33 Rabbit Polyclonal Antibody

Synonyms:

UNIPROT ID: Q9BYT3 (Gene Accession - BC031231)

Background: STK33 (serine/threonine kinase 33) is a 514 amino acid protein that belongs to the CaMK (calcium/calmodulin dependent kinase) subfamily of structurally related serine/threonine kinases. Widely expressed at low levels with predominant expression in testis, lung, retina and fetal organs such as brain, heart and spinal cord, STK33 contains one protein kinase domain and functions as a Ser/Thr protein kinase with a possible role in spermatogenesis. The gene encoding STK33 lies within a region on chromosome 11 that has been associated with a variety of defects, including Long QT syndrome, T-cell leukemia, Beckwith-Wiedemann syndrome, Usher syndrome 1C and various other malignancies.

Immunogen: Fusion protein of human STK33

Applications: ELISA, IHC

Recommended Dilutions: IHC: 25-100; ELISA: 2000-5000

Host Species: Rabbit

Clonality: Rabbit Polyclonal

Isotype: Immunogen-specific rabbit IgG

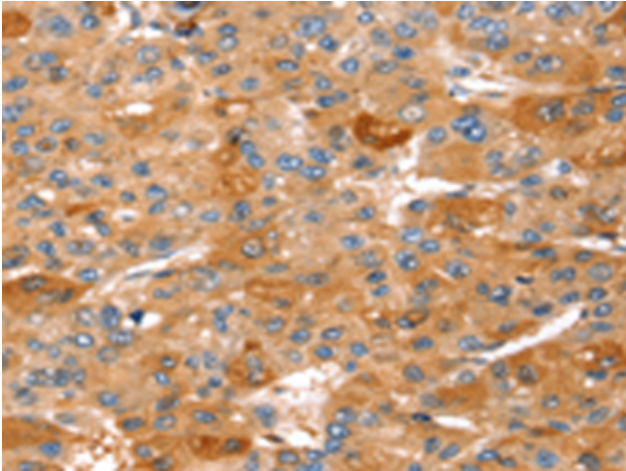
Purification: Antigen affinity purification

Species Reactivity: Human

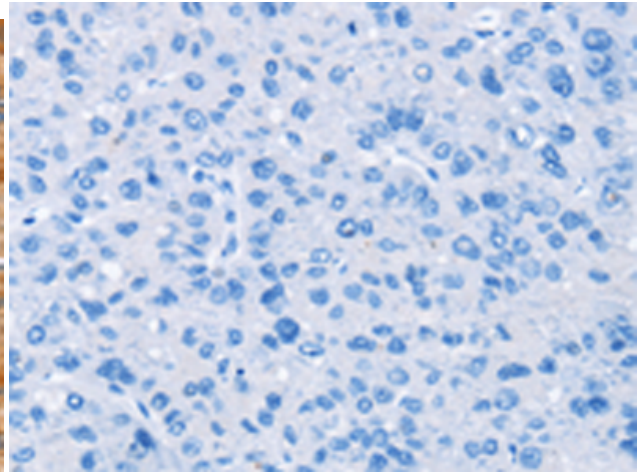
Constituents: PBS (without Mg²⁺ and Ca²⁺), pH 7.4, 150 mM NaCl, 0.05% Sodium Azide and 40% glycerol

Research Areas: Signal Transduction

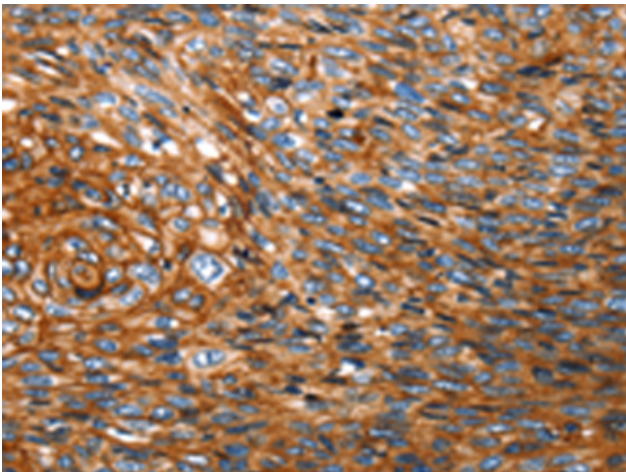
Storage & Shipping: Store at -20°C. Avoid repeated freezing and thawing



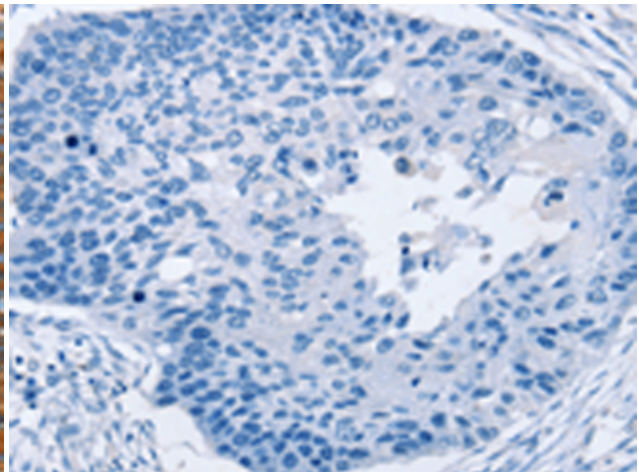
Immunohistochemistry analysis of paraffin embedded Human liver cancer tissue using 217859(STK33 Antibody) at a dilution of 1/30(Cytoplasm).



In comparison with the IHC on the left, the same paraffin-embedded Human liver cancer tissue is first treated with the fusion protein and then with 217859(Anti-STK33 Antibody) at dilution 1/30.



The image on the left is immunohistochemistry of paraffin-embedded Human esophagus cancer tissue using 217859(Anti-STK33 Antibody) at a dilution of 1/30.



In comparison with the IHC on the left, the same paraffin-embedded Human esophagus cancer tissue is first treated with fusion protein and then with D223246(Anti-STK33 Antibody) at dilution 1/30.