

STK16 RABBIT PAB

Cat.#: S217860

Product Name: Anti-STK16 Rabbit Polyclonal Antibody

Synonyms: KRCT; MPSK; TSF1; PKL12

UNIPROT ID: O75716 (Gene Accession - BC002618)

Background: STK16 (serine/threonine kinase 16), also known as KRCT, MPSK, TSF1 or PKL12, is a 305 amino acid lipid-anchored membrane protein that belongs to the superfamily of serine/threonine protein kinases. Expressed ubiquitously at low levels, STK16 is a protein kinase that can catalytically phosphorylate both serine and threonine resi

Immunogen: Fusion protein of human STK16

Applications: ELISA, WB, IHC

Recommended Dilutions: IHC: 25-100;WB: 500-2000;ELISA: 2000-5000

Host Species: Rabbit

Clonality: Rabbit Polyclonal

Isotype: Immunogen-specific rabbit IgG

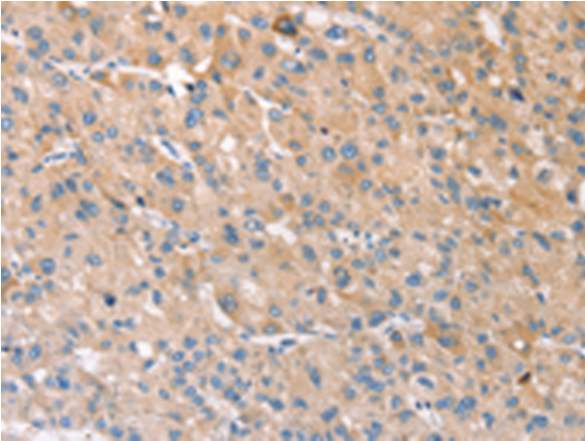
Purification: Antigen affinity purification

Species Reactivity: Human, Mouse, Rat

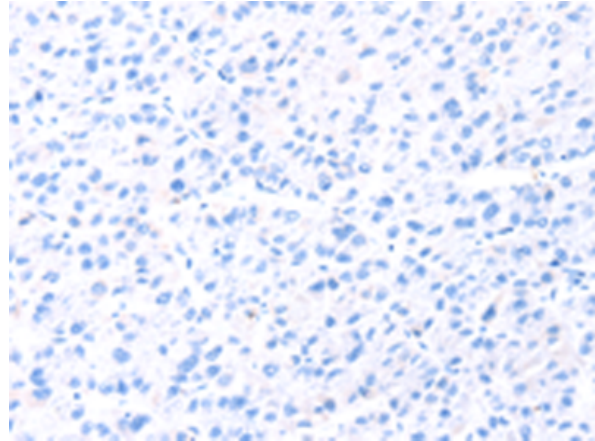
Constituents: PBS (without Mg²⁺ and Ca²⁺), pH 7.4, 150 mM NaCl, 0.05% Sodium Azide and 40% glycerol

Research Areas: Signal Transduction

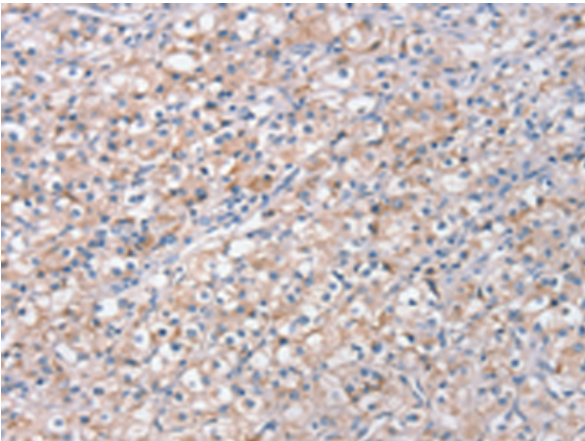
Storage & Shipping: Store at -20°C. Avoid repeated freezing and thawing



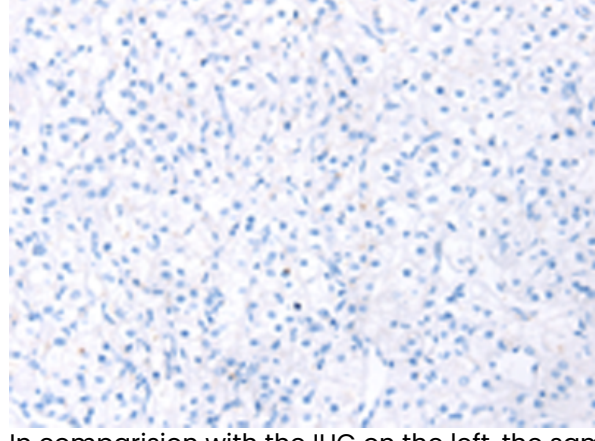
Immunohistochemistry analysis of paraffin embedded Human liver cancer tissue using 217860(STK16 Antibody) at a dilution of 1/30(Cytoplasm).




In comparison with the IHC on the left, the same paraffin-embedded Human liver cancer tissue is first treated with the fusion protein and then with 217860(Anti-STK16 Antibody) at dilution 1/30.



The image on the left is immunohistochemistry of paraffin-embedded Human prostate cancer tissue using 217860(Anti-STK16 Antibody) at a dilution of 1/30.



In comparison with the IHC on the left, the same paraffin-embedded Human prostate cancer tissue is first treated with fusion protein and then with D223248(Anti-STK16 Antibody) at dilution 1/30.



Gel: 8%SDS-PAGE, Lysate: 40 µg;
Lane: Mouse brain tissue;
Primary antibody: 217860(STK16 Antibody) at dilution 1/400;
Secondary antibody: Goat anti rabbit IgG at 1/8000 dilution;
Exposure time: 5 seconds



Product Description

Pioneering GTPase and Oncogene Product Development since 2010
