

ST8SIA4 RABBIT PAB

Cat.#: S218983

Product Name: Anti-ST8SIA4 Rabbit Polyclonal Antibody

Synonyms: PST; PSTI; SIAT8D; ST8SIA-IV

UNIPROT ID: Q92187 (Gene Accession - BC027866)

Background: The protein encoded by this gene catalyzes the polycondensation of alpha-2,8-linked sialic acid required for the synthesis of polysialic acid, a modulator of the adhesive properties of neural cell adhesion molecule (NCAM1). The encoded protein, which is a member of glycosyltransferase family 29, is a type II membrane protein that may be present in the Golgi apparatus. Two transcript variants encoding different isoforms have been found for this gene.

Immunogen: Fusion protein of human ST8SIA4

Applications: ELISA, WB, IHC

Recommended Dilutions: IHC: 50-300;WB: 500-2000;ELISA: 5000-10000

Host Species: Rabbit

Clonality: Rabbit Polyclonal

Isotype: Immunogen-specific rabbit IgG

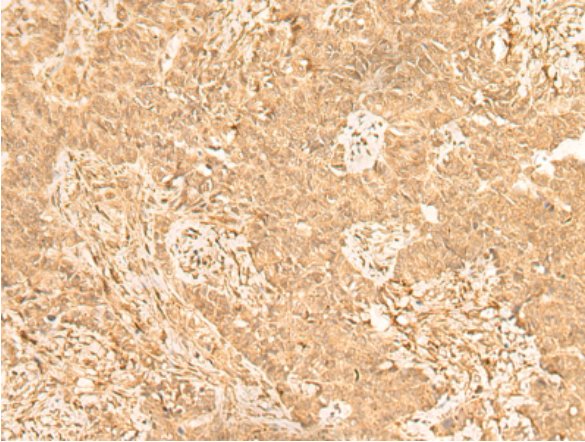
Purification: Antigen affinity purification

Species Reactivity: Human, Mouse, Rat

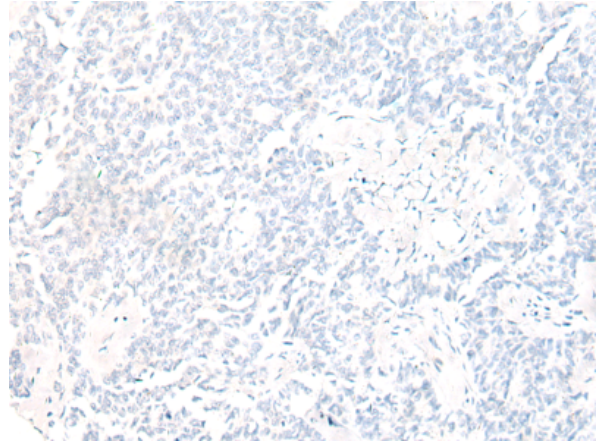
Constituents: PBS (without Mg²⁺ and Ca²⁺), pH 7.4, 150 mM NaCl, 0.05% Sodium Azide and 40% glycerol

Research Areas: Cell Biology

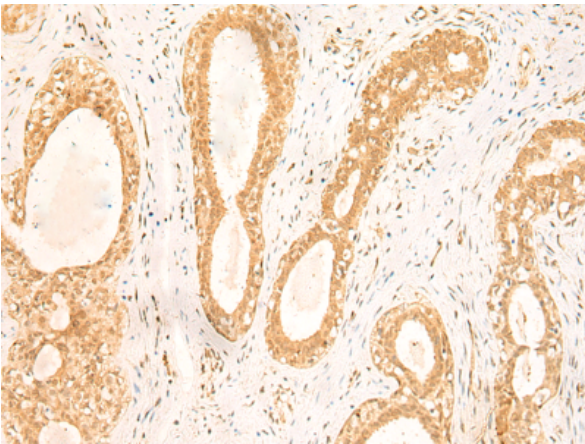
Storage & Shipping: Store at -20°C. Avoid repeated freezing and thawing



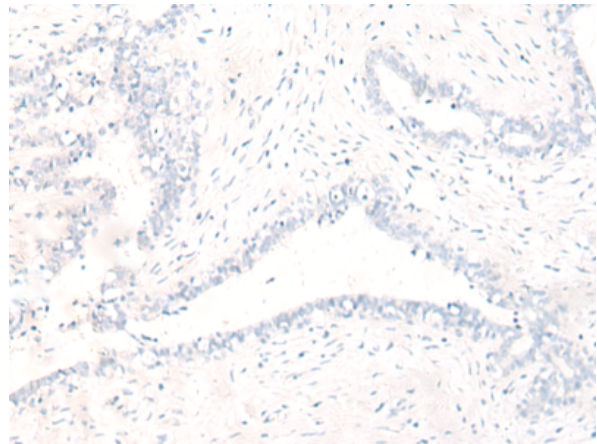
Immunohistochemistry analysis of paraffin embedded Human ovarian cancer tissue using 218983(ST8SIA4 Antibody) at a dilution of 1/50(Cytoplasm and Nucleus).



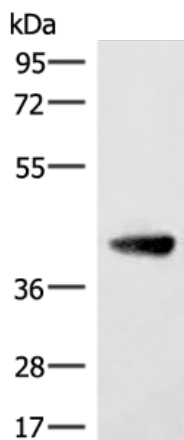
In comparison with the IHC on the left, the same paraffin-embedded Human ovarian cancer tissue is first treated with the fusion protein and then with 218983(Anti-ST8SIA4 Antibody) at dilution 1/50.



The image on the left is immunohistochemistry of paraffin-embedded Human breast cancer tissue using 218983(Anti-ST8SIA4 Antibody) at a dilution of 1/50.



In comparison with the IHC on the left, the same paraffin-embedded Human breast cancer tissue is first treated with fusion protein and then with D225604(Anti-ST8SIA4 Antibody) at dilution 1/50.



Gel: 8%SDS-PAGE, Lysate: 40 µg;
Lane: Human cerebella tissue lysate;
Primary antibody: 218983(ST8SIA4 Antibody) at dilution 1/350;
Secondary antibody: Goat anti rabbit IgG at 1/8000 dilution;
Exposure time: 50 seconds



Product Description

Pioneering GTPase and Oncogene Product Development since 2010
