

SOX2 RABBIT PAB

Cat.#: S216795

Product Name: Anti-SOX2 Rabbit Polyclonal Antibody

Synonyms: ANOP3; MCOPS3

UNIPROT ID: P48431 (Gene Accession - BC013923)

Background: This intronless gene encodes a member of the SRY-related HMG-box (SOX) family of transcription factors involved in the regulation of embryonic development and in the determination of cell fate. The product of this gene is required for stem-cell maintenance in the central nervous system, and also regulates gene expression in the stomach. Mutations in this gene have been associated with optic nerve hypoplasia and with syndromic microphthalmia, a severe form of structural eye malformation. This gene lies within an intron of another gene called SOX2 overlapping transcript (SOX2OT).

Immunogen: Fusion protein of human SOX2

Applications: ELISA, IHC

Recommended Dilutions: IHC: 25-100; ELISA: 2000-5000

Host Species: Rabbit

Clonality: Rabbit Polyclonal

Isotype: Immunogen-specific rabbit IgG

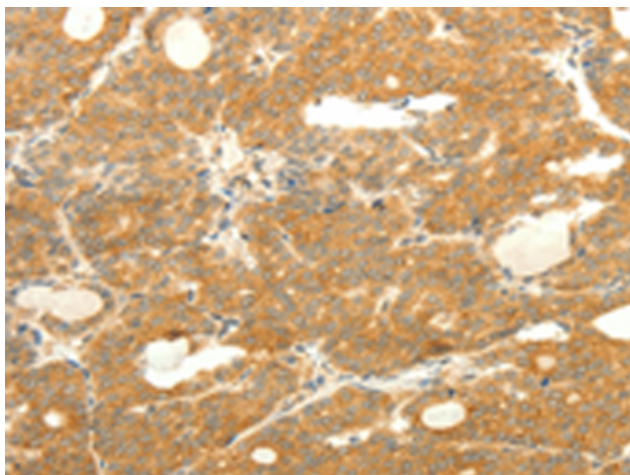
Purification: Antigen affinity purification

Species Reactivity: Human, Mouse

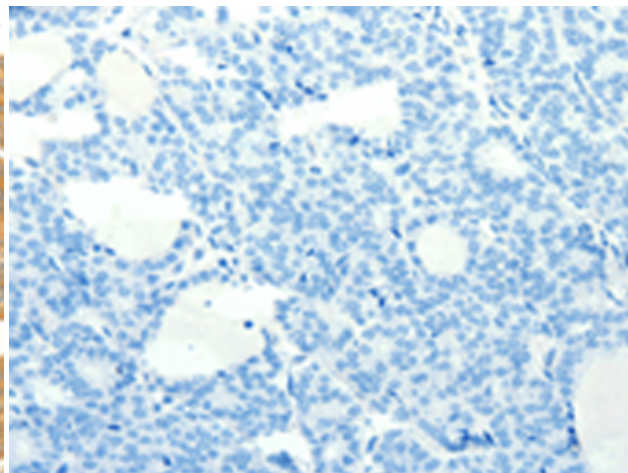
Constituents: PBS (without Mg²⁺ and Ca²⁺), pH 7.4, 150 mM NaCl, 0.05% Sodium Azide and 40% glycerol

Research Areas: Epigenetics and Nuclear Signaling

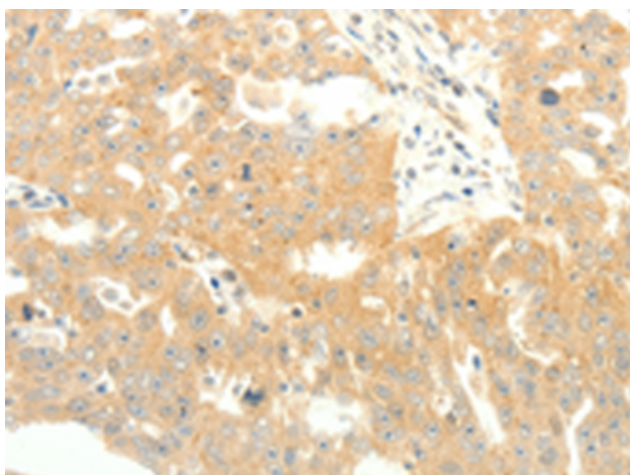
Storage & Shipping: Store at -20°C. Avoid repeated freezing and thawing



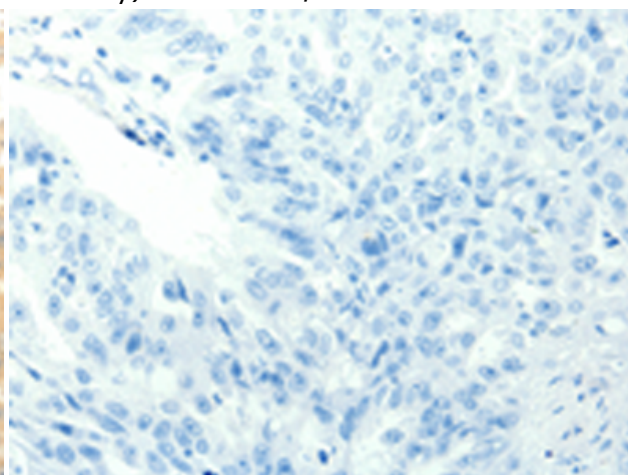
Immunohistochemistry analysis of paraffin embedded Human thyroid cancer tissue using 216795(SOX2 Antibody) at a dilution of 1/25(Cytoplasm).



In comparison with the IHC on the left, the same paraffin-embedded Human thyroid cancer tissue is first treated with the fusion protein and then with 216795(Anti-SOX2 Antibody) at dilution 1/25.



The image on the left is immunohistochemistry of paraffin-embedded Human ovarian cancer tissue using 216795(Anti-SOX2 Antibody) at a dilution of 1/25.



In comparison with the IHC on the left, the same paraffin-embedded Human ovarian cancer tissue is first treated with fusion protein and then with D221248(Anti-SOX2 Antibody) at dilution 1/25.