

SNX8 RABBIT PAB

Cat.#: S217845

Product Name: Anti-SNX8 Rabbit Polyclonal Antibody

Synonyms: Mvp1

UNIPROT ID: Q9Y5X2 (Gene Accession - BC021565)

Background: Sorting nexin (SNX) proteins are members of a large family of hydrophilic PX (phospholipid-binding motif) domain-containing proteins that interact with a variety of receptor types. SNXs are widely expressed, although the tissue distribution of each SNX mRNA varies. The ability of SNXs to bind specific phospholipids, as well as their tendency to form protein-protein complexes, suggests a role for these proteins in cellular membrane trafficking and protein sorting. SNXs may also function specifically in pro-degradative sorting, internalization, endosomal recycling or simply in endosomal sorting. SNXs partially associate with cellular membranes, despite their hydrophilic nature. SNX8 is an ortholog of a yeast protein.

Immunogen: Fusion protein of human SNX8

Applications: ELISA, IHC

Recommended Dilutions: IHC: 25-100; ELISA: 2000-5000

Host Species: Rabbit

Clonality: Rabbit Polyclonal

Isotype: Immunogen-specific rabbit IgG

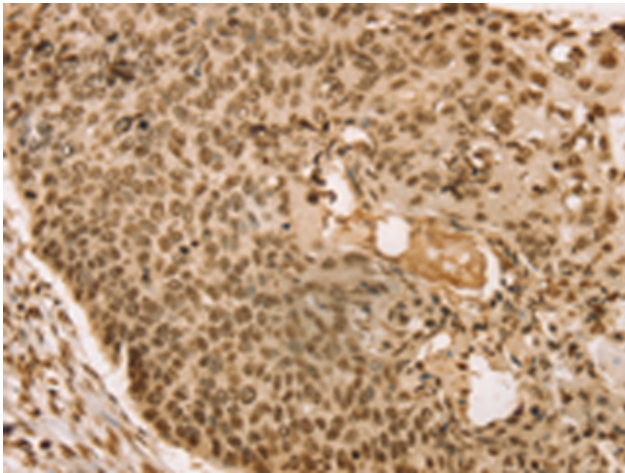
Purification: Antigen affinity purification

Species Reactivity: Human, Mouse

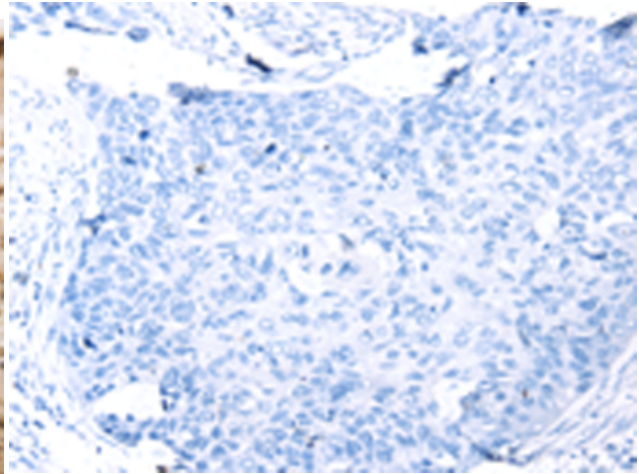
Constituents: PBS (without Mg²⁺ and Ca²⁺), pH 7.4, 150 mM NaCl, 0.05% Sodium Azide and 40% glycerol

Research Areas: Signal Transduction

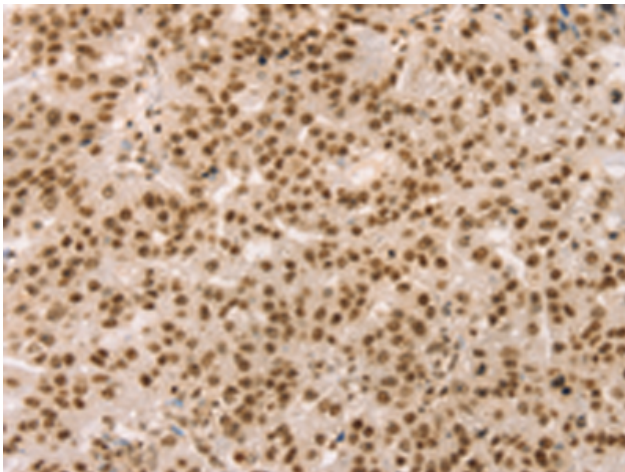
Storage & Shipping: Store at -20°C. Avoid repeated freezing and thawing



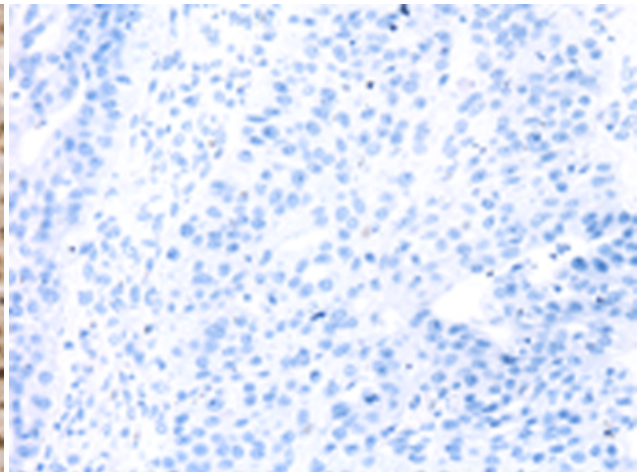
Immunohistochemistry analysis of paraffin embedded Human esophagus cancer tissue using 217845(SNX8 Antibody) at a dilution of 1/30(Cytoplasm and Nucleus).



In comparison with the IHC on the left, the same paraffin-embedded Human esophagus cancer tissue is first treated with the fusion protein and then with 217845(Anti-SNX8 Antibody) at dilution 1/30.



The image on the left is immunohistochemistry of paraffin-embedded Human breast cancer tissue using 217845(Anti-SNX8 Antibody) at a dilution of 1/30.



In comparison with the IHC on the left, the same paraffin-embedded Human breast cancer tissue is first treated with fusion protein and then with D223204(Anti-SNX8 Antibody) at dilution 1/30.