

## SMAD3 (4H4) MOUSE MAB

**Cat.#:** N261377

**Product Name:** Anti-Smad3 (4H4) Mouse Monoclonal Antibody

**Synonyms:** SMAD3; MADH3; Mothers against decapentaplegic homolog 3; MAD homolog 3; Mad3; Mothers against DPP homolog 3; hMAD-3; JV15-2; SMAD family member 3; SMAD 3; Smad3; hSMAD3

**UNIPROT ID:** P84022

**Background:** Smad3 transcription factor phosphorylated and activated by TGF-beta-type receptors. A receptor-regulated Smad (R-smad). Binds directly to consensus DNA-binding elements in the promoters of target genes. In mouse required for establishment of the mucosal immune response and proper development of skeleton.

**Immunogen:** Purified recombinant protein expressed in E.coli.

**Applications:** WB,IHC-P

**Recommended Dilutions:** WB: 1/500-1/1000 IHC: 1/50-1/100

**Host Species:** Mouse

**Clonality:** Mouse Monoclonal

**Clone ID:** 4H4-10A10-7B4

**MW:** Calculated MW: 48 kDa; Observed MW: 48 kDa

**Isotype:** IgG1

**Purification:** Affinity Purified

**Species Reactivity:** Human,Rat,Mouse

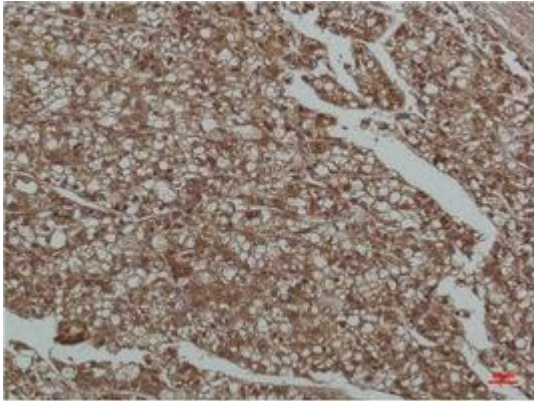
**Conjugation:** Unconjugated

**Modification:** Unmodified


**Constituents:** PBS (without Mg<sup>2+</sup> and Ca<sup>2+</sup>), pH 7.3 containing 50% glycerol, 0.5% BSA and 0.02% sodium azide

**Research Areas:** Signal Transduction

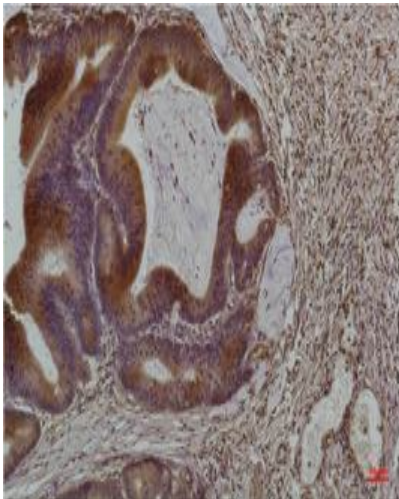
**Storage & Shipping:** Store at -20°C. Avoid repeated freezing and thawing



Immunohistochemistry analysis of paraffin-embedded Human Liver Tissue using Smad3 antibody. High-pressure and temperature Sodium Citrate pH 6.0 was used for antigen retrieval.



Western blot analysis of Smad3 (4H4) in 293T, Jurkat, rat Heart, mouse Heart lysates using Smad3 antibody.



Immunohistochemistry analysis of paraffin-embedded Human Colon Carcinoma using Smad3 antibody. High-pressure and temperature Sodium Citrate pH 6.0 was used for antigen retrieval.