

SLC32A1 RABBIT PAB

Cat.#: S220204

Product Name: Anti-SLC32A1 Rabbit Polyclonal Antibody

Synonyms: VGAT, VIAAT

UNIPROT ID: Q9H598 (Gene Accession - NP_542119.1)

Background: Vesicular inhibitory amino acid transporter is a protein that in humans is encoded by the SLC32A1 gene. The protein encoded by this gene is an integral membrane protein involved in gamma-aminobutyric acid (GABA) and glycine uptake into synaptic vesicles. The encoded protein is a member of amino acid/polyamine transporter family II.

Immunogen: Synthetic peptide of human SLC32A1

Applications: ELISA, WB, IHC

Recommended Dilutions: IHC: 50-200;WB: 500-2000;ELISA: 2000-5000

Host Species: Rabbit

Clonality: Rabbit Polyclonal

Isotype: Immunogen-specific rabbit IgG

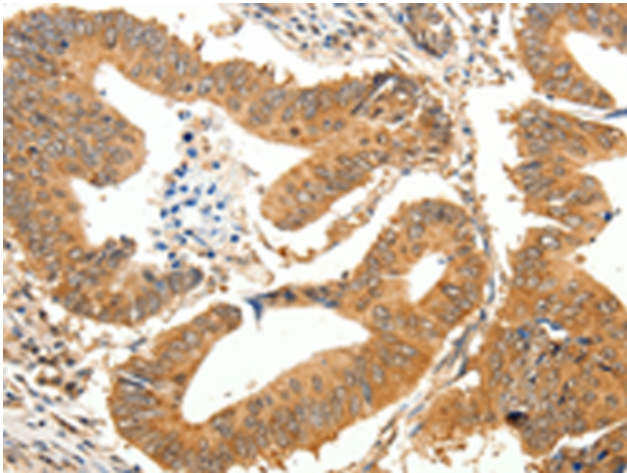
Purification: Antigen affinity purification

Species Reactivity: Human, Mouse, Rat

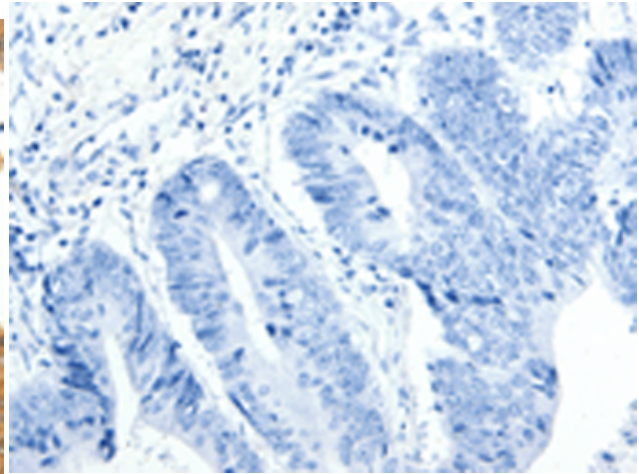
Constituents: PBS (without Mg²⁺ and Ca²⁺), pH 7.4, 150 mM NaCl, 0.05% Sodium Azide and 40% glycerol

Research Areas: Neuroscience

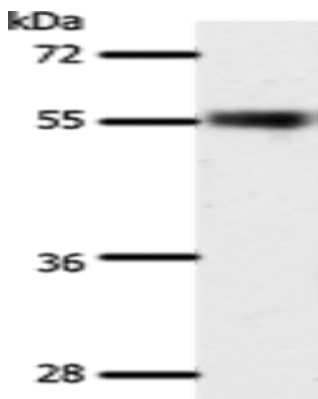
Storage & Shipping: Store at -20°C. Avoid repeated freezing and thawing



Immunohistochemistry analysis of paraffin embedded Human colon cancer tissue using 220204(SLC32A1 Antibody) at a dilution of 1/35(Cytoplasm).



In comparison with the IHC on the left, the same paraffin-embedded Human colon cancer tissue is first treated with the synthetic peptide and then with 220204(Anti-SLC32A1 Antibody) at dilution 1/35.



Gel: 10%SDS-PAGE, Lysate: 40 µg;
Lane: Mouse eyes tissue;
Primary antibody: 220204(SLC32A1 Antibody) at dilution 1/500;
Secondary antibody: Goat anti rabbit IgG at 1/8000 dilution;
Exposure time: 20 seconds