

SETD3 RABBIT PAB

Cat.#: S218174

Product Name: Anti-SETD3 Rabbit Polyclonal Antibody

Synonyms: hSETD3; C14orf154

UNIPROT ID: Q86TU7 (Gene Accession - BC009054)

Background: Protein-histidine N-methyltransferase that specifically mediates methylation of actin at 'His-73'. Histidine methylation of actin is required for smooth muscle contraction of the laboring uterus during delivery. Does not have protein-lysine N-methyltransferase activity and probably only catalyzes histidine methylation of actin.

Immunogen: Fusion protein of human SETD3

Applications: ELISA, WB, IHC

Recommended Dilutions: IHC: 150-300;WB: 200-1000;ELISA: 5000-10000

Host Species: Rabbit

Clonality: Rabbit Polyclonal

Isotype: Immunogen-specific rabbit IgG

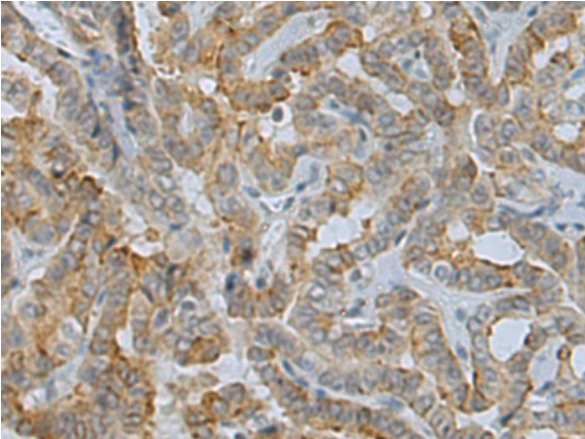
Purification: Antigen affinity purification

Species Reactivity: Human, Mouse, Rat

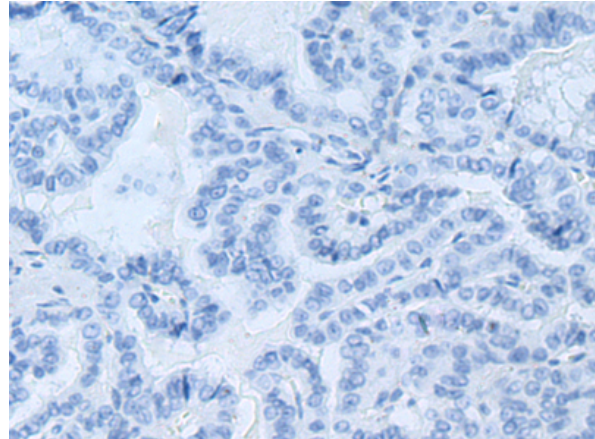
Constituents: PBS (without Mg²⁺ and Ca²⁺), pH 7.4, 150 mM NaCl, 0.05% Sodium Azide and 40% glycerol

Research Areas: Cell Biology

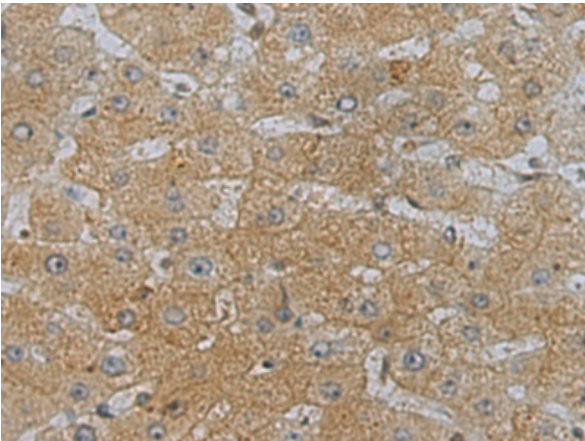
Storage & Shipping: Store at -20°C. Avoid repeated freezing and thawing



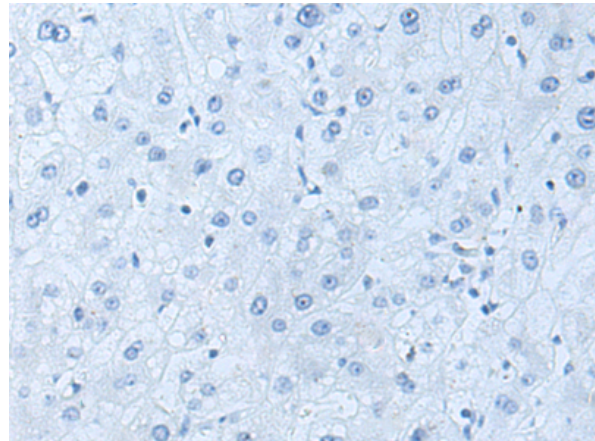
Immunohistochemistry analysis of paraffin embedded Human thyroid cancer tissue using 218174(SETD3 Antibody) at a dilution of 1/140(Cytoplasm).



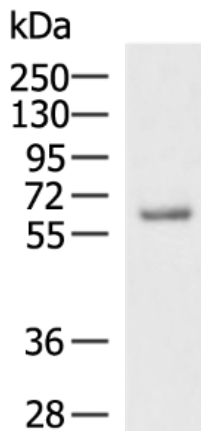
In comparison with the IHC on the left, the same paraffin-embedded Human thyroid cancer tissue is first treated with the fusion protein and then with 218174(Anti-SETD3 Antibody) at dilution 1/140.



The image on the left is immunohistochemistry of paraffin-embedded Human liver cancer tissue using 218174(Anti-SETD3 Antibody) at a dilution of 1/140.



In comparison with the IHC on the left, the same paraffin-embedded Human liver cancer tissue is first treated with fusion protein and then with D223876(Anti-SETD3 Antibody) at dilution 1/140.



Gel: 8%SDS-PAGE, Lysate: 40 µg;
Lane: Human metastatic malignant melanoma tissue lysate;
Primary antibody: 218174(SETD3 Antibody) at dilution 1/500;
Secondary antibody: HRP-conjugated Goat anti rabbit IgG at 1/5000 dilution;
Exposure time: 2 minutes



Product Description

Pioneering GTPase and Oncogene Product Development since 2010
