

## RUNX RABBIT PAB

**Cat.#:** N225547

**Product Name:** Anti-RUNX Rabbit pAb

**Synonyms:** RUNX1; AML1; RUNX2; OSF2; RUNX3; CBFA3

**UNIPROT ID:** Q01196/Q13761/Q13950

**Background:** RUNX2 regulates the transcription of various genes including osteopontin, bone sialoprotein, and osteocalcin via binding to the core site of the enhancers or promoters. RUNX3/AML2 is a member of the Runt family of transcription factors. RUNX3 is important for the suppression of cell proliferation in the gastric epithelium, neurogenesis of the dorsal root ganglia, and T cell differentiation.

**Immunogen:** A synthesized peptide derived from human RUNX1/RUNX2/RUNX3

**Applications:** WB, IHC-P, ICC/IF, IP, FC

**Recommended Dilutions:** WB: 1/500-1/1000 IHC: 1/50-1/100 IF: 1/50-1/200 IP: 1/20 FC: 1/50-1/100

**Host Species:** Rabbit

**Clonality:** Rabbit Polyclonal

**Clone ID:** -

**MW:** Calculated MW: 49 kDa; Observed MW: 49 kDa

**Isotype:** IgG

**Purification:** Affinity Chromatography

**Species Reactivity:** Human, Mouse, Rat

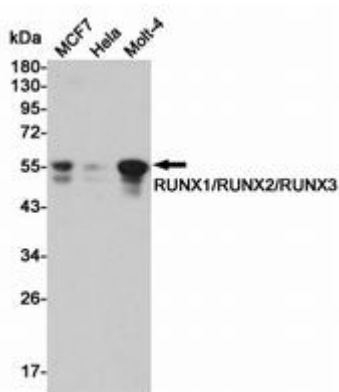
**Conjugation:** Unconjugated

**Modification:** Unmodified

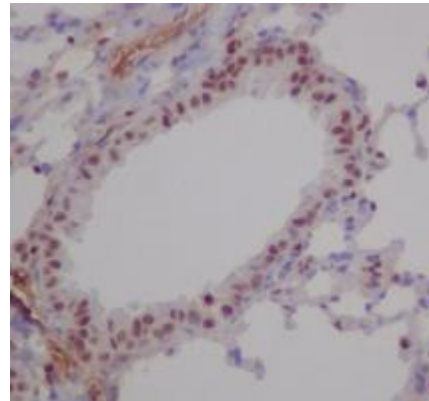
**Constituents:** PBS (without Mg<sup>2+</sup> and Ca<sup>2+</sup>), pH 7.3 containing 50% glycerol, 0.5% BSA and 0.02% sodium azide

**Research Areas:** Neuroscience

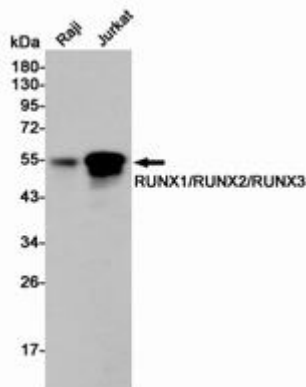
**Storage & Shipping:** Store at -20°C. Avoid repeated freezing and thawing



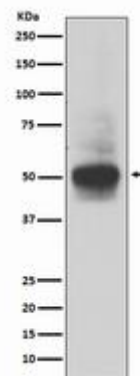
Western blot analysis of RUNX1/RUNX2/RUNX3 expression in MCF-7, HeLa and Molt4 lysates using RUNX1/RUNX2/RUNX3 antibody



Immunohistochemistry analysis of paraffin-embedded mouse lung using RUNX1/RUNX2/RUNX3 antibody. High-pressure and temperature Sodium Citrate pH 6.0 was used for antigen retrieval.



Western blot analysis of RUNX1/RUNX2/RUNX3 in Raji and Jurkat lysates using RUNX1/RUNX2/RUNX3 antibody.



Western blot analysis of RUNX1/RUNX2/RUNX3 in MOLT4 lysates using RUNX antibody.