

RNF41 RABBIT PAB

Cat.#: S219563

Product Name: Anti-RNF41 Rabbit Polyclonal Antibody

Synonyms: FLRF; NRDPI; SBBI03

UNIPROT ID: Q9H4P4 (Gene Accession - BC032637)

Background: This gene encodes an E3 ubiquitin ligase. The encoded protein plays a role in type 1 cytokine receptor signaling by controlling the balance between JAK2-associated cytokine receptor degradation and ectodomain shedding. Alternative splicing results in multiple transcript variants.

Immunogen: Fusion protein of human RNF41

Applications: ELISA, WB, IHC

Recommended Dilutions: IHC: 50-200;WB: 500-2000;ELISA: 5000-10000

Host Species: Rabbit

Clonality: Rabbit Polyclonal

Isotype: Immunogen-specific rabbit IgG

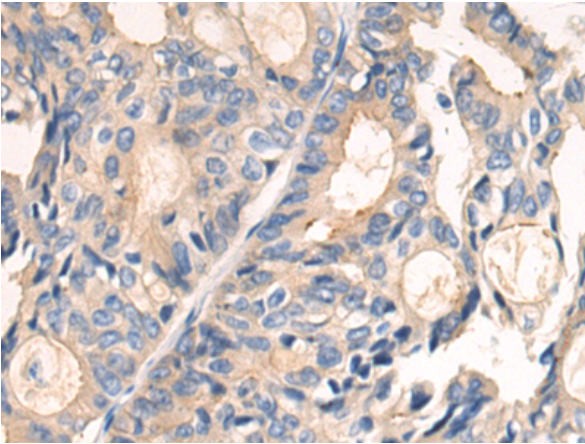
Purification: Antigen affinity purification

Species Reactivity: Human, Mouse

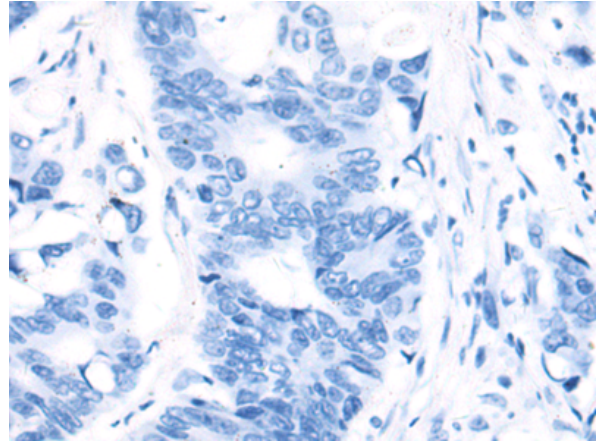
Constituents: PBS (without Mg²⁺ and Ca²⁺), pH 7.4, 150 mM NaCl, 0.05% Sodium Azide and 40% glycerol

Research Areas: Cell Biology

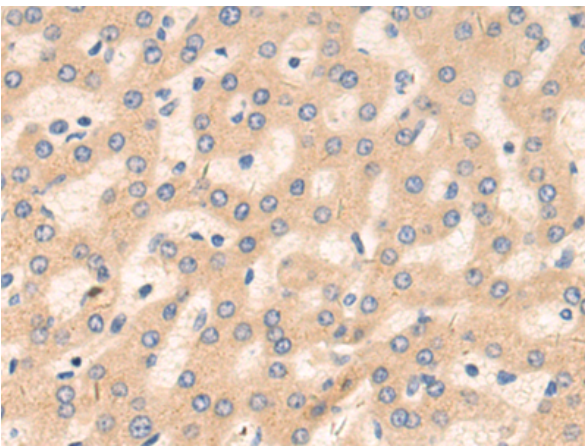
Storage & Shipping: Store at -20°C. Avoid repeated freezing and thawing



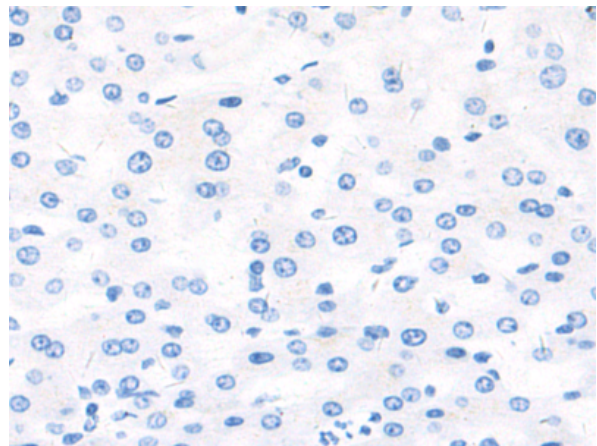
Immunohistochemistry analysis of paraffin embedded Human colorectal cancer tissue using 219563(RNF41 Antibody) at a dilution of 1/70(Cytoplasm).



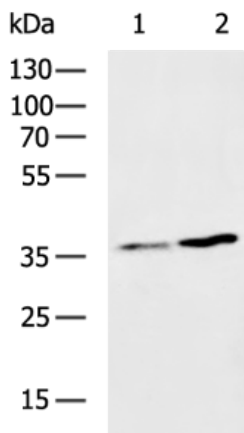
In comparison with the IHC on the left, the same paraffin-embedded Human colorectal cancer tissue is first treated with the fusion protein and then with 219563(Anti-RNF41 Antibody) at dilution 1/70.



The image on the left is immunohistochemistry of paraffin-embedded Human liver cancer tissue using 219563(Anti-RNF41 Antibody) at a dilution of 1/70.



In comparison with the IHC on the left, the same paraffin-embedded Human liver cancer tissue is first treated with fusion protein and then with D227774(Anti-RNF41 Antibody) at dilution 1/70.



Gel: 8%SDS-PAGE, Lysate: 40 µg;
 Lane 1-2: TM4, 293T cell lysates;
 Primary antibody: 219563(RNF41 Antibody) at dilution 1/1000;
 Secondary antibody: HRP-conjugated Goat anti rabbit IgG at 1/5000 dilution;
 Exposure time: 10 seconds



Product Description

Pioneering GTPase and Oncogene Product Development since 2010
