

RENT1 RABBIT MAB

Cat.#: N262831

Product Name: Anti-RENT1 Rabbit Monoclonal Antibody

Synonyms: UPF1; KIAA0221; RENT1; Regulator of nonsense transcripts 1; ATP-dependent helicase RENT1; Nonsense mRNA reducing factor 1; NORF1; Up-frameshift suppressor 1 homolog; hUpf1

UNIPROT ID: Q92900

Background: Plays a role in replication-dependent histone mRNA degradation at the end of phase S. Part of a post-splicing multiprotein complex. Involved in nonsense-mediated decay (NMD) as part of the SMG1C complex, a mRNA surveillance complex that recognizes and degrades mRNAs containing premature translation termination codons (PTCs).

Immunogen: A synthetic peptide of human RENT1

Applications: WB,IHC-F,IHC-P,ICC/IF,IP

Recommended Dilutions: WB: 1/500-1/1000 IHC: 1/50-1/100 IF: 1/50-1/200 IP: 1/20

Host Species: Rabbit

Clonality: Rabbit Monoclonal

Clone ID: R02-2E6

MW: Calculated MW: 124 kDa; Observed MW: 124 kDa

Isotype: IgG

Purification: Affinity Purified

Species Reactivity: Human

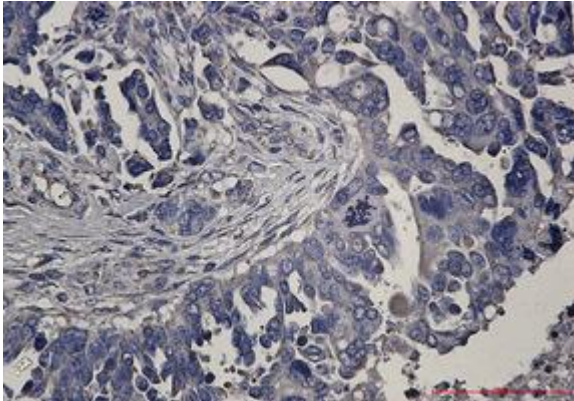
Conjugation: Unconjugated

Modification: Unmodified


Constituents: PBS (without Mg²⁺ and Ca²⁺), pH 7.3 containing 50% glycerol, 0.5% BSA and 0.02% sodium azide

Research Areas: Epigenetics and Nuclear Signaling

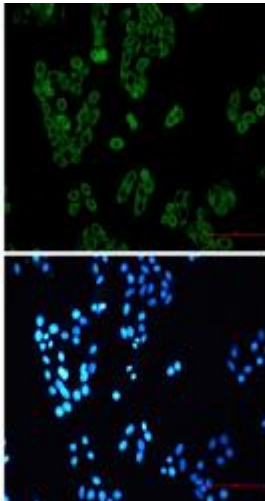
Storage & Shipping: Store at -20°C. Avoid repeated freezing and thawing



Immunohistochemistry analysis of paraffin-embedded Human Cholangiocarcinoma using RENT1 antibody. High-pressure and temperature Sodium Citrate pH 6.0 was used for antigen retrieval.



Western blot analysis of RENT1 / hUPF1 in Jurkat, HeLa lysates using RENT1 antibody.



Immunocytochemistry analysis of RENT1 (green) in HeLa using RENT1 antibody, and DAPI (blue)