

RBBP4 RABBIT MAB

Cat.#: N262825

Product Name: Anti-RBBP4 Rabbit Monoclonal Antibody

Synonyms: NURF55; RBAP48; lin-53

UNIPROT ID: Q09028

Background: Core histone-binding subunit that may target chromatin assembly factors, chromatin remodeling factors and histone deacetylases to their histone substrates in a manner that is regulated by nucleosomal DNA. Component of several complexes which regulate chromatin metabolism.

Immunogen: A synthetic peptide of human RbAp48

Applications: WB,IHC-F,IHC-P,ICC/IF,IP

Recommended Dilutions: WB: 1/500-1/1000 IHC: 1/50-1/100 IF: 1/50-1/200 IP: 1/20

Host Species: Rabbit

Clonality: Rabbit Monoclonal

Clone ID: R07-5D6

MW: Calculated MW: 48 kDa; Observed MW: 48 kDa

Isotype: IgG

Purification: Affinity Purified

Species Reactivity: Human,Mouse,Rat,Hamster

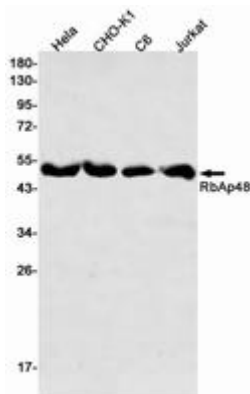
Conjugation: Unconjugated

Modification: Unmodified


Constituents: PBS (without Mg²⁺ and Ca²⁺), pH 7.3 containing 50% glycerol, 0.5% BSA and 0.02% sodium azide

Research Areas: Epigenetics and Nuclear Signaling

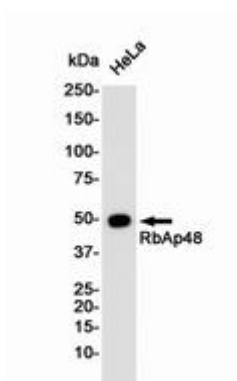
Storage & Shipping: Store at -20°C. Avoid repeated freezing and thawing



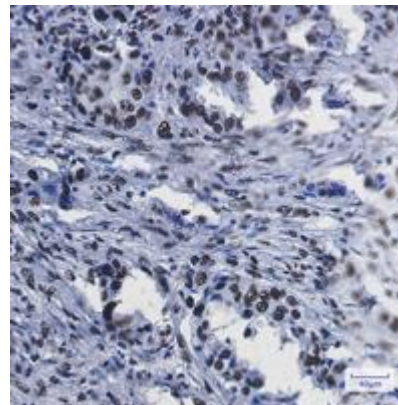
Western blot analysis of RbAp48 in HeLa, CHO-K1, C6, Jurkat lysates using RbAp48 antibody



Western blot analysis of RbAp48 in mouse spleen lysates using RBBP4 antibody.



Western blot analysis of RbAp48 in HeLa lysates using RbAp48 antibody.



Immunohistochemistry analysis of paraffin-embedded Human lung cancer using RbAp48 antibody. High-pressure and temperature Sodium Citrate pH 6.0 was used for antigen retrieval.