

RAP1GAP RABBIT MAB

Cat.#: N262815

Product Name: Anti-RAP1GAP Rabbit Monoclonal Antibody

Synonyms: RAP1GAP; KIAA0474; RAP1GAI; Rap1 GTPase-activating protein 1; Rap1GAP; Rap1GAP1

UNIPROT ID: P47736

Background: GTPase activator for the nuclear Ras-related regulatory protein RAP-1A (KREV-1), converting it to the putatively inactive GDP-bound state.

Immunogen: A synthetic peptide of human RAP1GAP

Applications: WB, ICC/IF, IP

Recommended Dilutions: WB: 1/500-1/1000 IF: 1/50-1/200 IP: 1/20

Host Species: Rabbit

Clonality: Rabbit Monoclonal

Clone ID: R06-9H2

MW: Calculated MW: 73 kDa; Observed MW: 95 kDa

Isotype: IgG

Purification: Affinity Purified

Species Reactivity: Human, Mouse, Rat

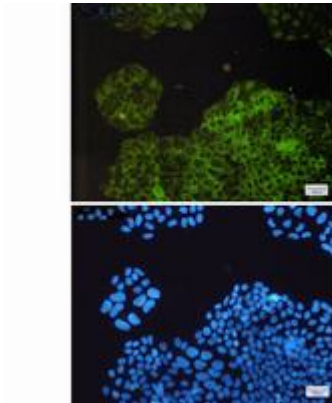
Conjugation: Unconjugated

Modification: Unmodified


Constituents: PBS (without Mg²⁺ and Ca²⁺), pH 7.3 containing 50% glycerol, 0.5% BSA and 0.02% sodium azide

Research Areas: Signal Transduction

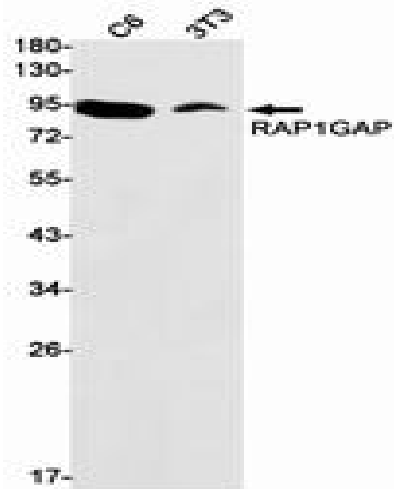
Storage & Shipping: Store at -20°C. Avoid repeated freezing and thawing



Immunocytochemistry analysis of RAPIGAP (green) in Hela using RAPIGAP antibody, and DAPI (blue)



Western blot analysis of RAPIGAP in A549 lysates using RAPIGAP antibody.



Western blot analysis of RAPIGAP in C6, 3T3 lysates using RAPIGAP antibody.