

## RAMP3 RABBIT PAB

**Cat.#:** S216740

**Product Name:** Anti-RAMP3 Rabbit Polyclonal Antibody

**Synonyms:**

**UNIPROT ID:** O60896 (Gene Accession - BC022304 )

**Background:** The protein encoded by this gene is a member of the RAMP family of single-transmembrane-domain proteins, called receptor (calcitonin) activity modifying proteins (RAMPs). RAMPs are type I transmembrane proteins with an extracellular N terminus and a cytoplasmic C terminus. RAMPs are required to transport calcitonin-receptor-like receptor (CRLR) to the plasma membrane. CRLR, a receptor with seven transmembrane domains, can function as either a calcitonin-gene-related peptide (CGRP) receptor or an adrenomedullin receptor, depending on which members of the RAMP family are expressed. In the presence of this (RAMP3) protein, CRLR functions as an adrenomedullin receptor.

**Immunogen:** Fusion protein of human RAMP3

**Applications:** ELISA, IHC

**Recommended Dilutions:** IHC: 50-200; ELISA: 2000-5000

**Host Species:** Rabbit

**Clonality:** Rabbit Polyclonal

**Isotype:** Immunogen-specific rabbit IgG

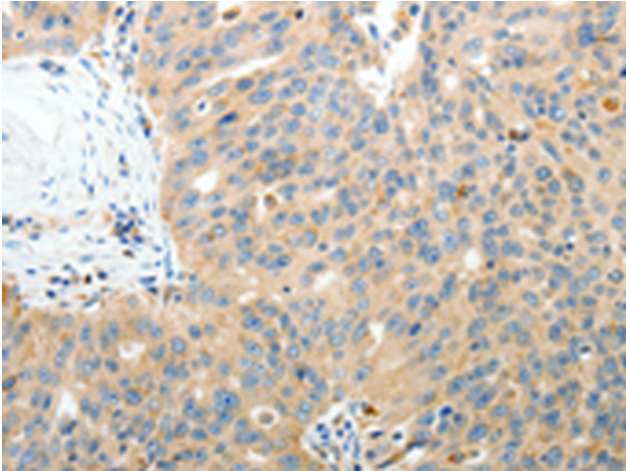
**Purification:** Antigen affinity purification

**Species Reactivity:** Human, Mouse, Rat

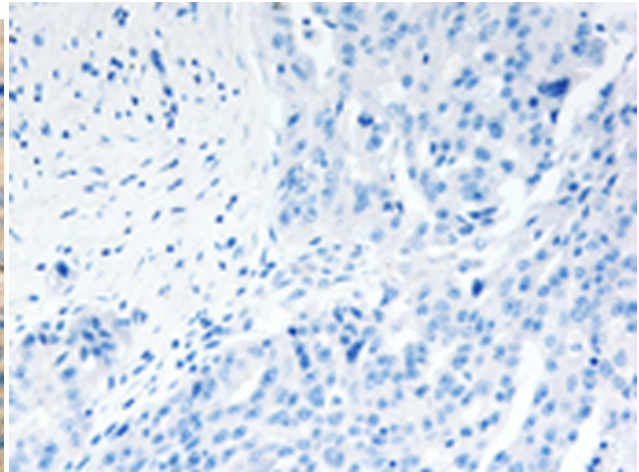
**Constituents:** PBS (without Mg<sup>2+</sup> and Ca<sup>2+</sup>), pH 7.4, 150 mM NaCl, 0.05% Sodium Azide and 40% glycerol

**Research Areas:** Signal Transduction

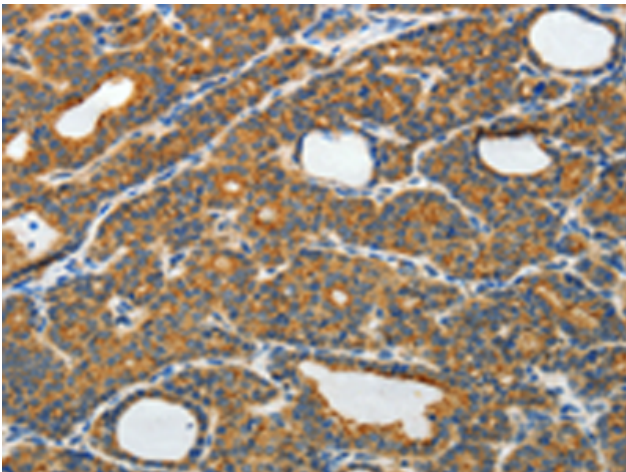
**Storage & Shipping:** Store at -20°C. Avoid repeated freezing and thawing



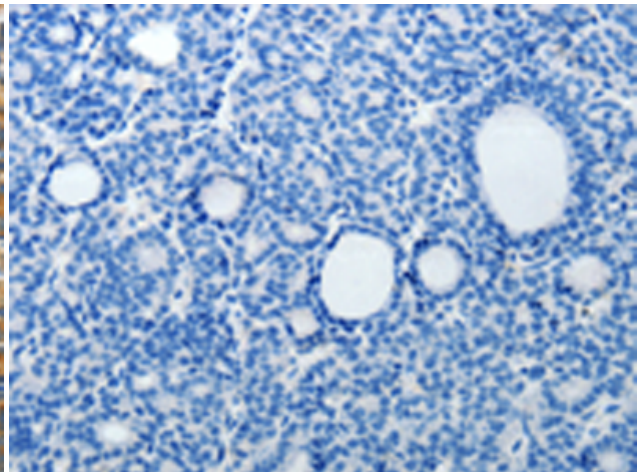
Immunohistochemistry analysis of paraffin embedded Human ovarian cancer tissue using 216740(RAMP3 Antibody) at a dilution of 1/40(Cytoplasm).



In comparison with the IHC on the left, the same paraffin-embedded Human ovarian cancer tissue is first treated with the fusion protein and then with 216740(Anti-RAMP3 Antibody) at dilution 1/40.



The image on the left is immunohistochemistry of paraffin-embedded Human thyroid cancer tissue using 216740(Anti-RAMP3 Antibody) at a dilution of 1/40.



In comparison with the IHC on the left, the same paraffin-embedded Human thyroid cancer tissue is first treated with fusion protein and then with D221149(Anti-RAMP3 Antibody) at dilution 1/40.