

RAB13 RABBIT PAB

Cat.#: S219254

Product Name: Anti-RAB13 Rabbit Polyclonal Antibody

Synonyms: GIG4

UNIPROT ID: P51153 (Gene Accession - BC000799)

Background: This gene is a member of the Rab family of small G proteins and plays a role in regulating membrane trafficking between trans-Golgi network (TGN) and recycling endosomes (RE). The encoded protein is involved in the assembly of tight junctions, which are components of the apical junctional complex (AJC) of epithelial cells. The AJC plays a role in forming a barrier between luminal contents and the underlying tissue. Additional functions associated with the protein include endocytic recycling of occludin, regulation of epithelial cell scattering, neuronal regeneration and regulation of neurite outgrowth. Alternately spliced transcript variants have been observed for this gene. A pseudogene associated with this gene is located on chromosome 12.

Immunogen: Fusion protein of human RAB13

Applications: ELISA, IHC

Recommended Dilutions: IHC: 50-200; ELISA: 5000-10000

Host Species: Rabbit

Clonality: Rabbit Polyclonal

Isotype: Immunogen-specific rabbit IgG

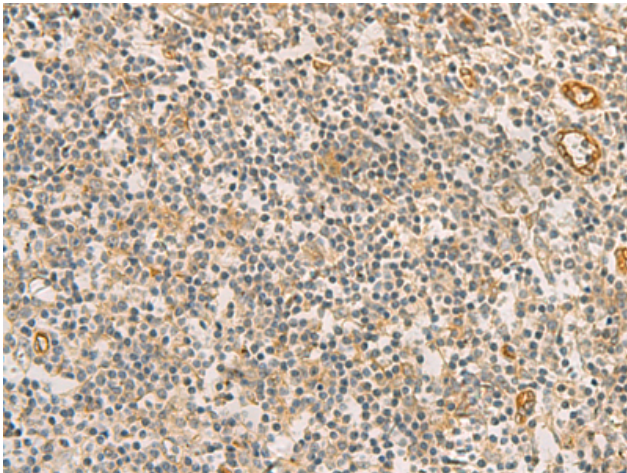
Purification: Antigen affinity purification

Species Reactivity: Human, Mouse, Rat

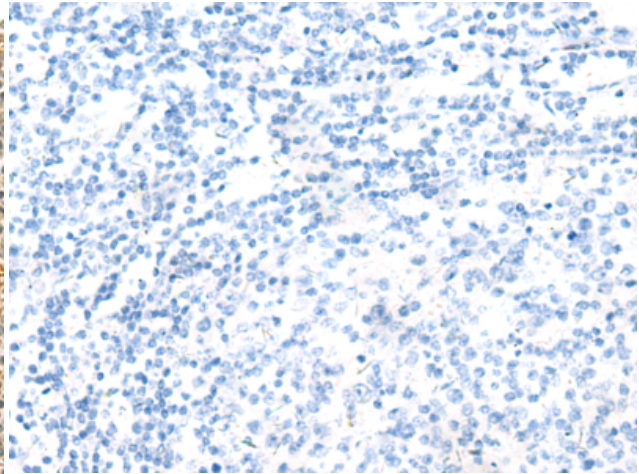
Constituents: PBS (without Mg²⁺ and Ca²⁺), pH 7.4, 150 mM NaCl, 0.05% Sodium Azide and 40% glycerol

Research Areas: Signal Transduction

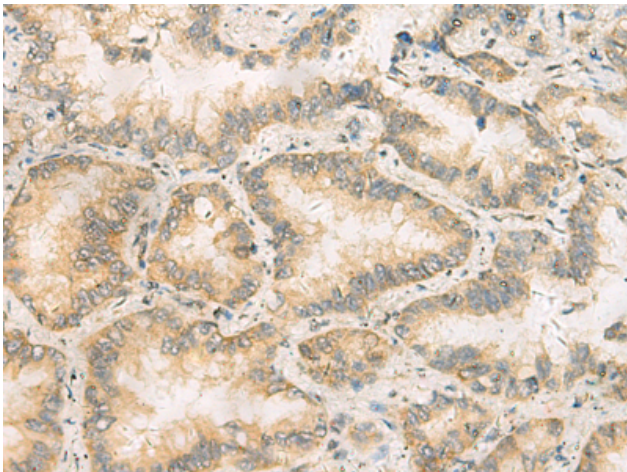
Storage & Shipping: Store at -20°C. Avoid repeated freezing and thawing



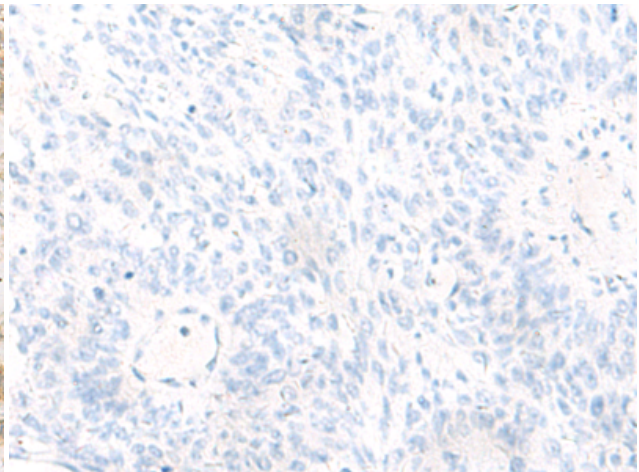
Immunohistochemistry analysis of paraffin embedded Human tonsil tissue using 219254(RAB13 Antibody) at a dilution of 1/50(Cytoplasm).



In comparison with the IHC on the left, the same paraffin-embedded Human tonsil tissue is first treated with the fusion protein and then with 219254(Anti-RAB13 Antibody) at dilution 1/50.



The image on the left is immunohistochemistry of paraffin-embedded Human lung cancer tissue using 219254(Anti-RAB13 Antibody) at a dilution of 1/50.



In comparison with the IHC on the left, the same paraffin-embedded Human lung cancer tissue is first treated with fusion protein and then with D226138(Anti-RAB13 Antibody) at dilution 1/50.