

PRPF4 RABBIT MAB

Cat.#: N263510

Product Name: Anti-PRPF4 Rabbit Monoclonal Antibody

Synonyms: PRP4; RP70; HPRP4; Prp4p; HPRP4P; SNRNP60

UNIPROT ID: O43172

Background: Participates in pre-mRNA splicing. Part of the U4/U5/U6 tri-snRNP complex, one of the building blocks of the spliceosome.

Immunogen: A synthetic peptide of human PRPF4

Applications: WB,IHC-P

Recommended Dilutions: WB: 1/500-1/1000 IHC: 1/50-1/100

Host Species: Rabbit

Clonality: Rabbit Monoclonal

Clone ID: R07-3C1

MW: Calculated MW: 58 kDa; Observed MW: 58 kDa

Isotype: IgG

Purification: Affinity Purified

Species Reactivity: Human,Mouse,Rat

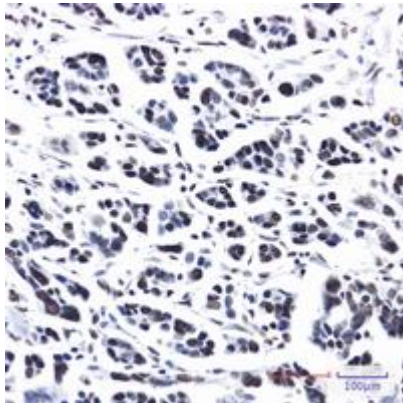
Conjugation: Unconjugated

Modification: Unmodified

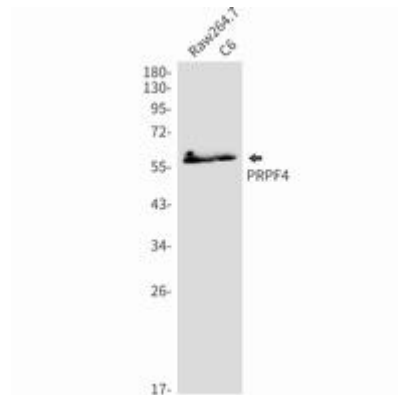
Constituents: PBS (without Mg²⁺ and Ca²⁺), pH 7.3 containing 50% glycerol, 0.5% BSA and 0.02% sodium azide

Research Areas: Cell Biology

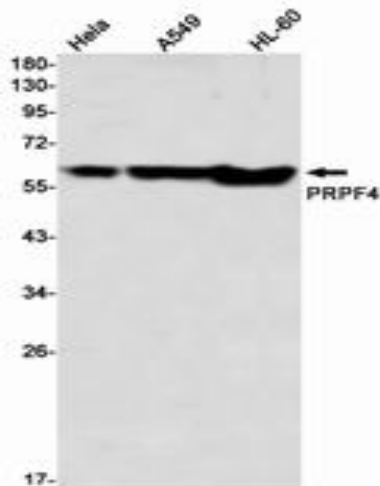
Storage & Shipping: Store at -20°C. Avoid repeated freezing and thawing



Immunohistochemistry analysis of paraffin-embedded Human Cholangiocarcinoma using PRPF4 antibody. High-pressure and temperature Sodium Citrate pH 6.0 was used for antigen retrieval.



Western blot analysis of PRPF4 in Raw264.7, C6 lysates using PRPF4 antibody.



Western blot analysis of PRPF4 in HeLa, A549, HL-60 lysates using PRPF4 antibody.