

PRMT6 (2C3) MOUSE MAB

Cat.#: N261014

Product Name: Anti-PRMT6 (2C3) Mouse Monoclonal Antibody

Synonyms: HRMTIL6; PRMT 6

UNIPROT ID: Q96LA8

Background: Arginine methyltransferase that can catalyze the formation of both omega-N monomethylarginine (MMA) and asymmetrical dimethylarginine (ADMA), with a strong preference for the formation of ADMA. Preferentially methylates arginyl residues present in a glycine and arginine-rich domain and displays preference for monomethylated substrates.

Immunogen: Purified recombinant human PRMT6 protein fragments expressed in E.coli.

Applications: WB,IHC-F,IHC-P,ICC/IF

Recommended Dilutions: WB: 1/500-1/1000 IHC: 1/50-1/100 IF: 1/50-1/200

Host Species: Mouse

Clonality: Mouse Monoclonal

Clone ID: 2C3-F1-G1

MW: Calculated MW: 42 kDa; Observed MW: 42 kDa

Isotype: IgG1

Purification: Affinity Purified

Species Reactivity: Human

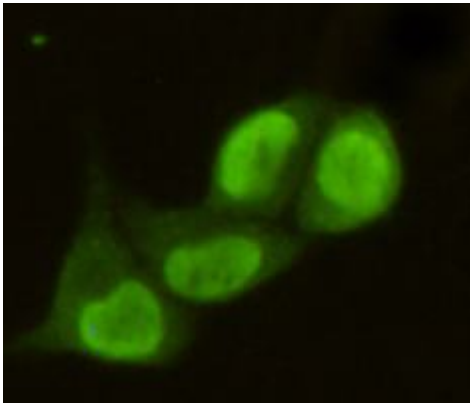
Conjugation: Unconjugated

Modification: Unmodified


Constituents: PBS (without Mg²⁺ and Ca²⁺), pH 7.3 containing 50% glycerol, 0.5% BSA and 0.02% sodium azide

Research Areas: EpigeneticsyyyHistone methylation

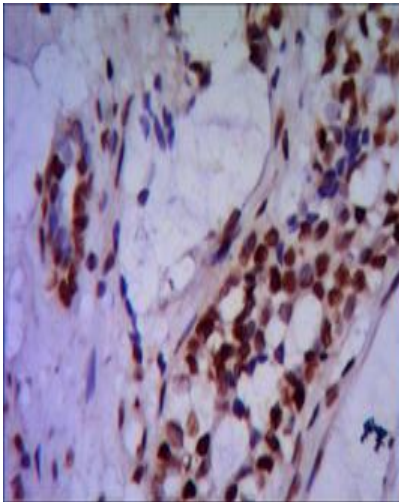
Storage & Shipping: Store at -20°C. Avoid repeated freezing and thawing



Immunocytochemistry analysis of PRMT6 (2C3) in Hela using PRMT6 antibody.



Western blot analysis of PRMT6 in Hela and 293T lysates using PRMT6 antibody.



Immunohistochemistry analysis of paraffin-embedded Human breast cancer using PRMT6 antibody. High-pressure and temperature Sodium Citrate pH 6.0 was used for antigen retrieval.