

PRKRA RABBIT PAB

Cat.#: S219322

Product Name: Anti-PRKRA Rabbit Polyclonal Antibody

Synonyms: RAX; PACT; DYT16; HSD14

UNIPROT ID: O75569 (Gene Accession - BC009470)

Background: This gene encodes a protein kinase activated by double-stranded RNA which mediates the effects of interferon in response to viral infection. Mutations in this gene have been associated with dystonia. Alternative splicing results in multiple transcript variants.

Immunogen: Fusion protein of human PRKRA

Applications: ELISA, WB, IHC

Recommended Dilutions: IHC: 50-200;WB: 500-2000;ELISA: 5000-10000

Host Species: Rabbit

Clonality: Rabbit Polyclonal

Isotype: Immunogen-specific rabbit IgG


Purification: Antigen affinity purification

Species Reactivity: Human, Mouse, Rat

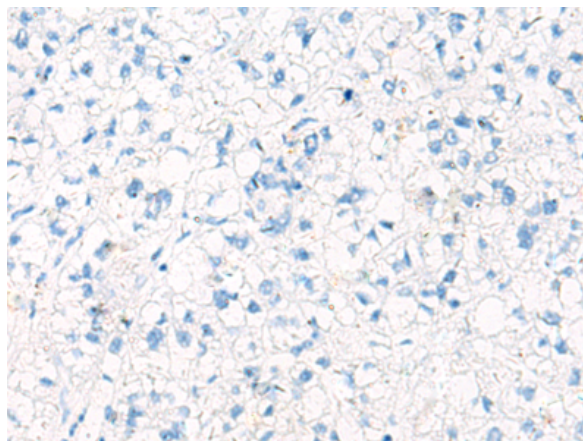
Constituents: PBS (without Mg²⁺ and Ca²⁺), pH 7.4, 150 mM NaCl, 0.05% Sodium Azide and 40% glycerol

Research Areas: Epigenetics and Nuclear Signaling

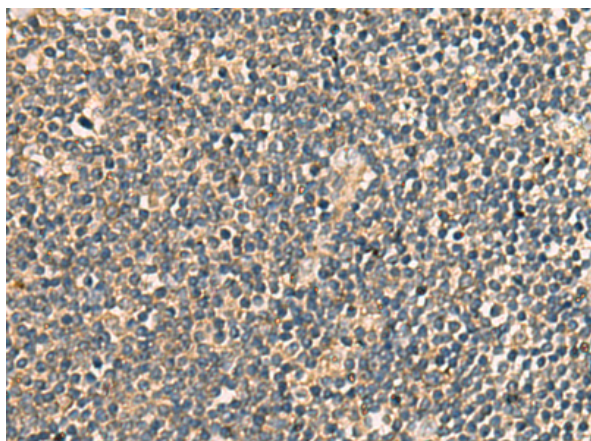
Storage & Shipping: Store at -20°C. Avoid repeated freezing and thawing



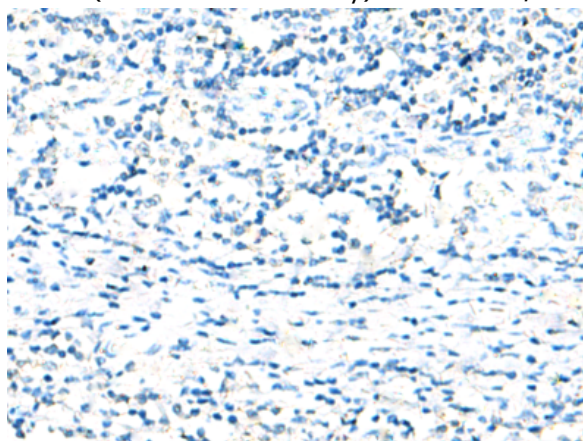
Immunohistochemistry analysis of paraffin embedded Human liver cancer tissue using 219322 (PRKRA Antibody) at a dilution of 1/65 (Cytoplasm).



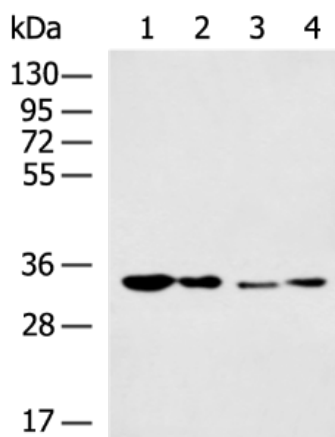
In comparison with the IHC on the left, the same paraffin-embedded Human liver cancer tissue is first treated with the fusion protein and then with 219322 (Anti-PRKRA Antibody) at dilution 1/65.



The image on the left is immunohistochemistry of paraffin-embedded Human tonsil tissue using 219322 (Anti-PRKRA Antibody) at a dilution of 1/65.



In comparison with the IHC on the left, the same paraffin-embedded Human tonsil tissue is first treated with fusion protein and then with D226390 (Anti-PRKRA Antibody) at dilution 1/65.



Gel: 8% SDS-PAGE, Lysate: 40 µg;
 Lane 1-4: Mouse testis tissue, HeLa cell, TM4 cell, HepG2 cell lysates;
 Primary antibody: 219322 (PRKRA Antibody) at dilution 1/800;
 Secondary antibody: HRP-conjugated Goat anti rabbit IgG at 1/5000 dilution;
 Exposure time: 1 minute



Product Description

Pioneering GTPase and Oncogene Product Development since 2010
