

PRKAG2 RABBIT PAB

Cat.#: S219060

Product Name: Anti-PRKAG2 Rabbit Polyclonal Antibody

Synonyms: AAKG; CMH6; WPWS; AAKG2; H91620p

UNIPROT ID: Q9UGJ0 (Gene Accession - BC020540)

Background: AMP-activated protein kinase (AMPK) is a heterotrimeric protein composed of a catalytic alpha subunit, a noncatalytic beta subunit, and a noncatalytic regulatory gamma subunit. Various forms of each of these subunits exist, encoded by different genes. AMPK is an important energy-sensing enzyme that monitors cellular energy status and functions by inactivating key enzymes involved in regulating de novo biosynthesis of fatty acid and cholesterol. This gene is a member of the AMPK gamma subunit family. Mutations in this gene have been associated with Wolff-Parkinson-White syndrome, familial hypertrophic cardiomyopathy, and glycogen storage disease of the heart. Alternate transcriptional splice variants, encoding different isoforms, have been characterized.

Immunogen: Fusion protein of human PRKAG2

Applications: ELISA, WB, IHC

Recommended Dilutions: IHC: 50-300;WB: 200-1000;ELISA: 5000-10000

Host Species: Rabbit

Clonality: Rabbit Polyclonal

Isotype: Immunogen-specific rabbit IgG

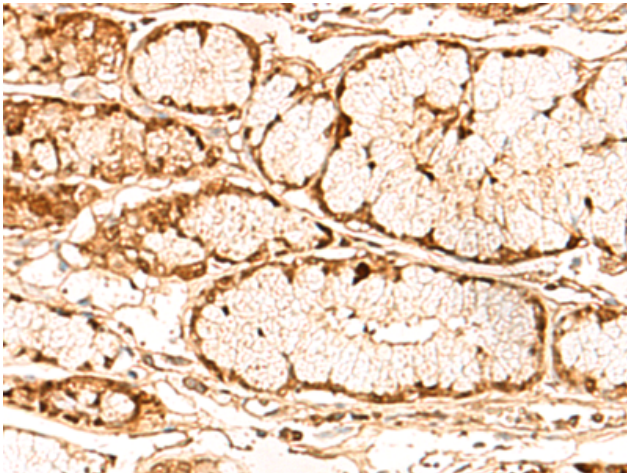
Purification: Antigen affinity purification

Species Reactivity: Human, Mouse

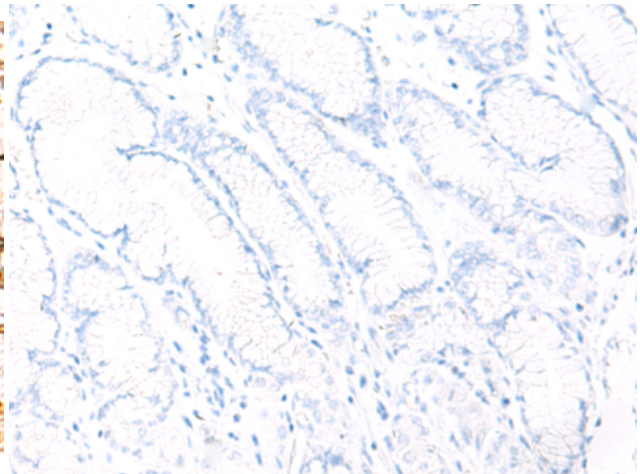
Constituents: PBS (without Mg²⁺ and Ca²⁺), pH 7.4, 150 mM NaCl, 0.05% Sodium Azide and 40% glycerol

Research Areas: Cardiovascular

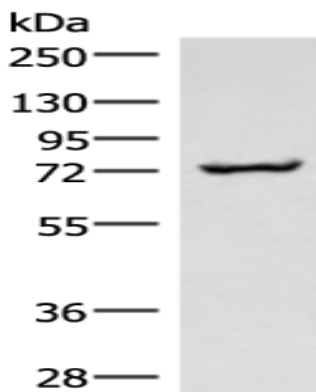
Storage & Shipping: Store at -20°C. Avoid repeated freezing and thawing



Immunohistochemistry analysis of paraffin embedded Human gastric cancer tissue using 219060(PRKAG2 Antibody) at a dilution of 1/50(Nucleus).



In comparison with the IHC on the left, the same paraffin-embedded Human gastric cancer tissue is first treated with the fusion protein and then with 219060(Anti-PRKAG2 Antibody) at dilution 1/50.



Gel: 8%SDS-PAGE, Lysate: 40 μ g;
Lane: Mouse heart tissue lysate;
Primary antibody: 219060(PRKAG2 Antibody) at dilution 1/250;
Secondary antibody: Goat anti rabbit IgG at 1/8000 dilution;
Exposure time: 1 minute