

PRG3 RABBIT PAB

Cat.#: S211853

Product Name: Anti-PRG3 Rabbit Polyclonal Antibody

Synonyms: MBP2; MBPH

UNIPROT ID: Q9Y2Y8 (Gene Accession - BC113411)

Background: This gene encodes a member of the plasticity-related gene (PRG) family. Members of the PRG family mediate lipid phosphate phosphatase activity in neurons and are known to be involved in neuronal plasticity. The protein encoded by this gene does not perform its function through enzymatic phospholipid degradation. This gene is strongly expressed in brain. It shows dynamic expression regulation during brain development and neuronal excitation. Alternatively spliced transcript variants encoding the same protein have been observed. Possesses similar cytotoxic and cyto stimulatory activities to PRG2/MBP. In vitro, stimulates neutrophil superoxide production and IL8 release, and histamine and leukotriene C4 release from basophils.

Immunogen: Full length fusion protein

Applications: ELISA, IHC

Recommended Dilutions: IHC: 25-100; ELISA: 5000-10000

Host Species: Rabbit

Clonality: Rabbit Polyclonal

Isotype: Immunogen-specific rabbit IgG

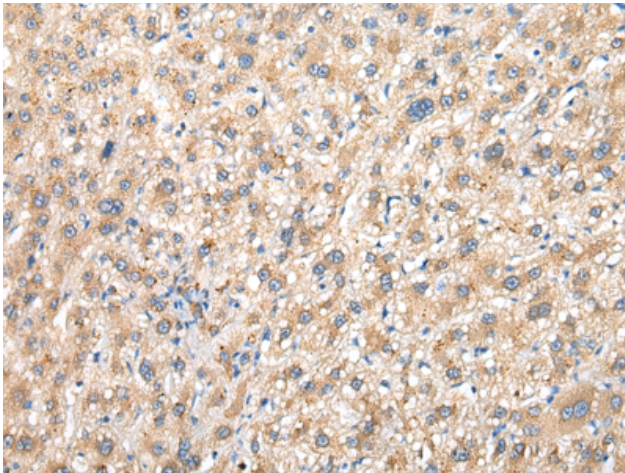
Purification: Antigen affinity purification

Species Reactivity: Human

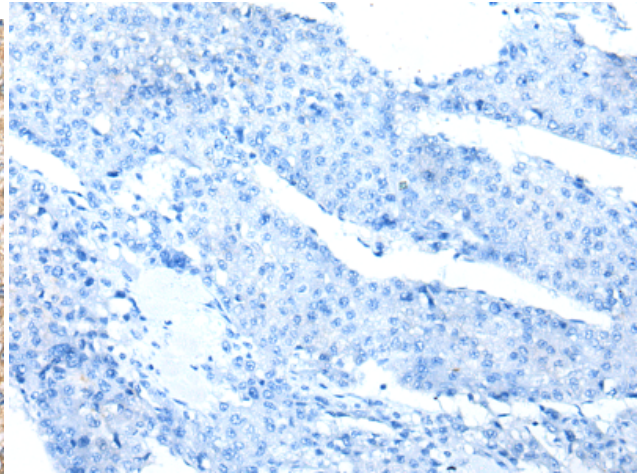
Constituents: PBS (without Mg²⁺ and Ca²⁺), pH 7.4, 150 mM NaCl, 0.05% Sodium Azide and 40% glycerol

Research Areas: Signal Transduction

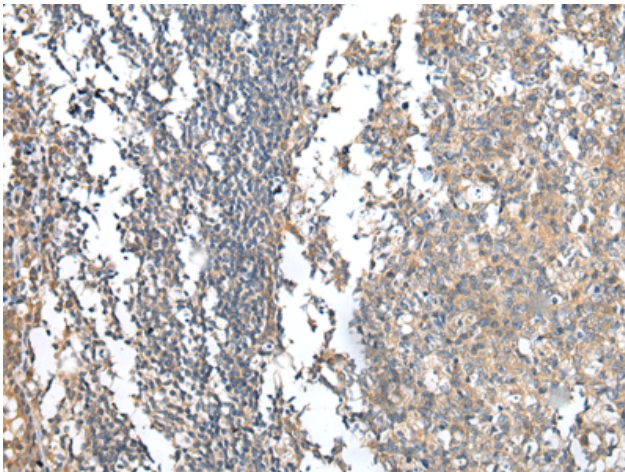
Storage & Shipping: Store at -20°C. Avoid repeated freezing and thawing



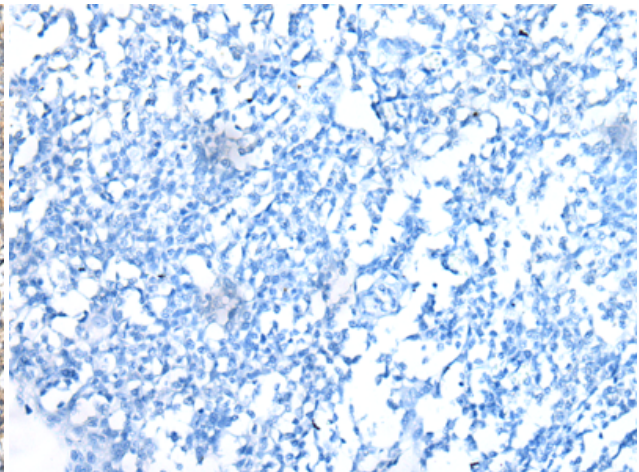
Immunohistochemistry analysis of paraffin embedded Human liver cancer tissue using 211853 (PRG3 Antibody) at a dilution of 1/30 (Cytoplasm).



In comparison with the IHC on the left, the same paraffin-embedded Human liver cancer tissue is first treated with the fusion protein and then with 211853 (Anti-PRG3 Antibody) at dilution 1/30.



The image on the left is immunohistochemistry of paraffin-embedded Human tonsil tissue using 211853 (Anti-PRG3 Antibody) at a dilution of 1/30.



In comparison with the IHC on the left, the same paraffin-embedded Human tonsil tissue is first treated with fusion protein and then with D123727 (Anti-PRG3 Antibody) at dilution 1/30.